

4261



REPORT
OF THE
COMMISSIONER
OF THE GÁRDA SÍOCHÁNA
ON CRIME

FOR THE YEAR
1956



DUBLIN:
PUBLISHED BY THE STATIONERY OFFICE

To be purchased from the
GOVERNMENT PUBLICATIONS SALE OFFICE,
G.P.O. ARCADE, DUBLIN;
or through any Bookseller.

Price: Two Shillings and Sixpence.

(Pr. 4261).

Houses of the Oireachtas

ANNUAL REPORT.



To The Minister for Justice

Sir,

I have the honour to submit my Annual Report on Crime for the year ending 31st December 1956.

REPORT

OF THE

COMMISSIONER

OF THE GÁRDA SÍOCHÁNA

ON CRIME

FOR THE YEAR

1956

Offence Group	No. of Offences	No. of Offenders	Percentage of Offences	Percentage of Offenders
I.—Offences against the Person	543	401	31%	31%
II.—Offences against Property with Violence	2,895	2,063	27%	27%
III.—Offences against Property without Violence	3,367	4,074	33%	37%
IV.—Other Indictable Offences not included in above Groups	181	101	9%	8%
Totals	7,986	7,639	30%	30%

DUBLIN:

PUBLISHED BY THE STATIONERY OFFICE

To be purchased from the
GOVERNMENT PUBLICATIONS SALE OFFICE

G.P.O. ARCADE, DUBLIN;

or through any Bookseller.

Price: Two Shillings and Sixpence.

(Pr. 4261).

INDEX.

- PART I.—Indictable Offences Pages 1 to 16
- PART II.—Juveniles Charged with Indictable
Offences Pages 17 to 20
- PART III.—Non-Indictable Offences, Persons
Proceeded against Pages 21 to 27
- PART IV.—Scientific Aids to Crime Detection Pages 28 to 32
- PART V.—Appendices.

ANNUAL REPORT.

To THE MINISTER FOR JUSTICE.

Sir,

I have the honour to submit my Annual Report on Crime for the year ended the 31st December, 1956.

PART I.

INDICTABLE OFFENCES.

The number of indictable offences which were reported or became known to the Garda Síochána in 1956 was 12,782, which figure is 1,251 more than the number in 1955. The increase is recorded mainly in offences of Housebreaking and Larceny.

Proceedings were taken in 6,839 cases and in an additional 851 cases, the offenders were detected, but no proceedings are shown, giving a total of 7,690 detections, which is 60% of the offences recorded.

COMPARISON WITH PREVIOUS YEAR.

In the following table, the number of offences recorded in each offence group and the number and percentage of detections in 1955 and 1956 are given.

Offence Group.	No. of Offences Recorded.		No. of Offences Detected.		Percentage of Detections.	
	1956	1955	1956	1955	1956	1955
I.—Offences against the Person	542	525	491	475	91%	90%
II.—Offences against Property with Violence ...	2,695	2,325	2,063	1,802	77%	78%
III.—Offences against Property without Violence ...	9,365	8,555	4,974	4,528	53%	53%
IV.—Other Indictable Offences not included in above Groups ...	180	126	162	110	90%	87%
TOTALS ...	12,782	11,531	7,690	6,915	60%	60%

PERSONS PROCEEDED AGAINST.

The number of persons proceeded against for the commission of indictable offences in 1956, was 6,620, of whom 5,986 were males and 634 females. The number of persons convicted was 3,244 and the charges against a further 2,261 were held proved

and the Probation of Offenders' Act was applied. The proceedings against 356 are pending.

For details of indictable offences and proceedings, see Appendix A.

COMPARATIVE FIGURES FOR YEARS 1951 TO 1956.

Comparative figures of indictable offences and proceedings in years 1951 to 1956 are given in the following table:—

YEAR.	No. of Offences reported or known to the Gárda.	No. of Offences in which proceedings were taken.	No. of Persons proceeded against.
1956	12,782	6,839	6,620
1955	11,531	6,154	5,893
1954	11,917	6,238	6,112
1953	15,602	7,603	7,138
1952	14,720	7,203	6,803
1951	14,127	7,501	7,608

INDICTABLE OFFENCES AND DETECTIONS BY GÁRDA DIVISIONS.

Details of Indictable Offences and detections, in each Gárda Division and in the Gárda Districts of the Cities of Cork, Limerick, Waterford and Galway, in 1956, are given in Appendix B.

GROUP CLASSIFICATION.

Indictable offences, proceedings and persons proceeded against in 1956, in group classification, are given in the following table:—

GROUP.	No. of offences reported or known to the Gárda.	No. of offences in which proceedings were taken.	No. of Persons proceeded against.
I—Offences against the Person ...	542	472	586
II—Offences against Property with Violence ...	2,695	1,845	1,994
III—Offences against Property without Violence	9,365	4,384	3,923
IV—Offences not included in the foregoing Groups	180	138	117
TOTALS ...	12,782	6,839	6,620

GROUP I.—OFFENCES AGAINST THE PERSON.

Included in this group are offences of Murder, Manslaughter, Wounding, Assault, Intimidation, Cruelty to and Abandoning Children and Sexual Offences.

Comparative figures of offences recorded in this group in years 1951 to 1956 are given in the following table:—

YEAR.	No. of offences reported or known to the Gárda.	No. of offences in which proceedings were taken.	Percentage of offences in which proceedings were taken
1956	542	472	87
1955	525	455	87
1954	478	410	86
1953	531	470	89
1952	465	388	84
1951	446	348	78

MURDER—OF PERSONS AGED ABOVE ONE YEAR.

Three murders of persons aged above one year were recorded in 1956, and proceedings were taken in each case.

Brief particulars are:—

Dublin Metropolitan Area.—On 21st January, 1956, arising out of an altercation in their home, a 20 year old youth was fatally stabbed in the chest with a knife by his 18 year old brother. The offender was found guilty of Murder and was ordered to be detained during the pleasure of the Government.

Dublin Metropolitan Area.—On 18th April, 1956, the dead body of a young woman was found in a city street by a milk roundsman. A Postmortem examination of the body revealed that death was caused by air embolism which occurred during an illegal operation to procure an abortion. An arrest was made in the case, and the accused, a middle-aged nurse, was convicted of Murder and was sentenced to death. The sentence was later commuted to Penal Servitude for life.

Co. Kildare.—On 23rd August, 1956, the dead body of a 53 year old widow, farmer, was found in a burning bed in her home. A Postmortem examination of the body revealed that death was due to shock resulting from extensive burns, probably sustained while the deceased was, through some cause, unconscious. A 28 year old farm labourer was arrested and charged with her Murder. He admitted that he broke into the house, and said he struck the woman on the head with a stick. Sufficient evidence to put him on trial was not obtained and at the District Court, " Informations were refused " on the Murder charge.

In the year 1955, three crimes of Murder—of persons aged above one year, were recorded also.

MURDER—OF INFANTS AGED ONE YEAR AND UNDER.

No crime of Murder of Infants was recorded in 1956. One such crime was recorded in 1955.

INFANTICIDE.

One crime of Infanticide was recorded in 1956. Brief particulars are :—

Co. Tipperary.—On 11th November, 1956, a 30 year old domestic servant gave birth to a male infant in her employer's home and concealed the body in a paper bag in her room where it was found by her employer. A Postmortem examination revealed that death was caused by external pressure on the infant's neck. The mother was arrested and charged with Murder. At the Circuit Court, she pleaded guilty to Infanticide. Her plea was accepted and she was sentenced to six months' imprisonment with Hard Labour, not to be enforced if she entered into recognizances to keep the peace for two years. The recognizances were entered into and she was discharged.

One crime of Infanticide was recorded in 1955, also.

ATTEMPT TO MURDER.

No crime of Attempt to Murder was recorded in 1956, nor in 1955.

THREATS, CONSPIRACY, ETC., TO MURDER.

Two crimes of Threatening to Murder were recorded in 1956.

Brief particulars are :—

Dublin Metropolitan Area.—On 17th April, 1956, a letter, written by a tenant and complaining of her landlord's failure to stamp rent receipts, was received by the Revenue Commissioners. The letter also contained a threat to kill the landlord, in the words : "If he comes in here to throw me out I will shoot him dead and also put the butcher's knife to the handle in his pot belly." The writer of the letter was arrested and was returned for trial. While awaiting trial, she was convicted of the Murder of another person.

Dublin Metropolitan Area.—On 18th October, 1956, a building contractor received, by registered post, a letter written in block capitals, containing the words, "Beware—your dead body will be found near your doorstep." It is believed the letter was

written by a former employee of the injured party's, whom he had dismissed for dishonesty. The suspect left the country.

Two crimes of Threatening to Murder were recorded in 1955, also.

MANSLAUGHTER (OTHER THAN TRAFFIC FATALITIES).

Three crimes of Manslaughter (other than Traffic Fatalities) were recorded in 1956. Proceedings were taken in each case.

Brief particulars are :—

Co. Donegal.—On 8th June, 1956, at 10.30 p.m., an itinerant demanded admittance to a licensed premises. On being refused, he broke a window, whereupon the licensee fired a shot from a shot-gun, through the window, which struck the itinerant in the chest and killed him instantly. The licensee was arrested and charged with Manslaughter. At the Circuit Court he was found "Not Guilty" and was discharged.

Co. Kildare.—On 12th September, 1956, at 10.40 p.m., an altercation took place outside a licensed premises during which a 59 year old farmer was struck, with his fist, by a 38 year old fitter. The farmer fell to the ground and sustained injuries to his head which resulted in his death at 9.30 a.m. on the following day. At the Circuit Court, the accused was found "Not Guilty" by direction of the trial Judge.

Dublin Metropolitan Area.—On 17th November, 1956, at 10.20 p.m., a member of the Defence Forces was challenged to fight outside a licensed premises. He was then assaulted, knocked to the pavement and sustained injuries which resulted in his death on the following day. His assailant was arrested and charged, and at the Circuit Court was sentenced to 12 months' imprisonment with Hard Labour, not to be enforced if he entered into recognizances to keep the peace for two years.

Three crimes of Manslaughter (other than Traffic Fatalities) were recorded in 1955, also.

MANSLAUGHTER (TRAFFIC FATALITIES).

Twenty-nine crimes of Manslaughter (Traffic Fatalities) were recorded in 1956. Proceedings were taken in all cases but in none of the 27 cases disposed of was the accused convicted. Two cases are yet pending.

Thirty-six crimes were recorded in 1955.

WOUNDING, ETC. (FELONIES).

Thirteen crimes of Wounding and other acts endangering life were recorded in 1956, which is one more than the number in 1955.

Proceedings were taken in eleven cases within the year and in a further case, the offender was detected, but no proceedings are shown.

Convictions were recorded in five cases and two cases are yet pending.

ASSAULT, WOUNDING, ETC. (MISDEMEANOURS).

A total of 254 crimes of Assault, Wounding, etc., was recorded in 1956, which is seven more than the number in year 1955. Proceedings were taken in 249 cases and in one other case, the offender was known, but no proceedings are shown.

In 190 cases, the accused persons were convicted and in a further 34 cases, the charges were held proved and the Probation of Offenders' Act was applied.

Ten cases are shown still pending.

ENDANGERING RAILWAY PASSENGERS.

Seven crimes of Endangering Railway Passengers were recorded in 1956, as compared with one crime in 1955. Six of those crimes, in which the offenders were traced, were committed by juveniles who placed stones on the railway lines and interfered with signal lights. The undetected case, in which stones were thrown through a carriage window and a passenger's face cut by flying glass, was also believed to be the act of juveniles.

INTIMIDATION.

Eleven crimes of Intimidation were recorded in 1956, of which nine were Intimidation by Threatening Letters, etc.

Proceedings were taken in three cases.

In 1955, nine crimes were recorded and five were Intimidation by Threatening Letters.

SEXUAL OFFENCES AGAINST FEMALES.

A total of 139 Sexual Offences against females was recorded in 1956, which is seven less than the number in 1955.

Comparative figures of offences and proceedings in years 1951 to 1956 are given in the following table:—

YEAR.	No. of offences recorded.	No. of offences in which proceedings were taken.	Percentage of offences in which proceedings were taken.
1956	139	111	80
1955	146	115	79
1954	137	119	87
1953	175	153	87
1952	183	152	83
1951	162	135	83

GROUP II.—OFFENCES AGAINST PROPERTY WITH VIOLENCE.

Offences of Burglary, Housebreaking, Robbery and Malicious Injuries to Property, are included in this Group.

The total in this group in 1956 was 2,695, which is 370 more than the number in 1955. Proceedings were taken in 1,845 cases, and convictions recorded in 1,124. In a further 454, the charges were held proved and the Probation of Offenders' Act applied. 159 cases are shown pending.

Comparative figures of offences and proceedings in years 1951 to 1956 are given in the following table :—

YEAR.	No. of offences recorded.	No. of offences in which proceedings were taken.	Percentage of offences in which proceedings were taken.
1956	2,695	1,845	65
1955	2,325	1,596	69
1954	2,538	1,617	64
1953	3,032	1,844	61
1952	2,728	1,667	61
1951	2,996	1,865	62

HOUSEBREAKING.

There was an increase of 384 in the number of offences relating to Housebreaking in 1956 as compared with 1955, due principally to an increase of 323 in offences of Breaking into Shops, etc., of which 1,408 were recorded in 1956. Offences of Breaking into Dwellinghouses numbered 941 in 1956 as compared with 932 in 1955.

Comparative figures for total offences relating to Housebreaking and the number and percentage of cases in which proceedings were taken in years 1951 to 1956 are given in the following table :—

YEAR.	No. of offences recorded.	No. of offences in which proceedings were taken.	Percentage of offences in which proceedings were taken.
1956	2,566	1,774	69
1955	2,182	1,514	69
1954	2,397	1,529	64
1953	2,878	1,767	61
1952	2,591	1,588	61
1951	2,636	1,690	64

ROBBERY.

Twenty-seven crimes of Robbery and Assaults with Intent to Rob were recorded in 1956. In two cases firearms were alleged to have been used, brief particulars of which are :—

(1) On 2nd October, 1956, two masked men, one of whom was armed with a revolver, entered the Branch Office of a bank in Co. Dublin, held up the cashier and took away £460 in notes. A shot was discharged in the office as they were leaving. They escaped in a motor car which they had, earlier that day, stolen. Two youths were arrested later on the same day and charged with this and other crimes. They were each sentenced to five years' Penal Servitude. Eleven crimes, including Robbery, House-breaking and Larceny, all but one of which were committed within the preceding month, were charged against them.

(2) On 12th December, 1956, a Co. Dublin farmer, who was driving his motor car along the public road, stopped in response to a signal for a lift from a youth. The youth got into the car and immediately produced a pistol and ordered the farmer from the car which he then drove away. On the same day, after a chase by a police car, the youth was arrested. He was convicted and ordered to be detained for two years in Reformatory School.

Of the 25 cases in which firearms were not used, the most serious cases were :—

(1) *Co. Dublin.*—On 2nd June, 1956, a young man entered a shop in a North County village, struck down a 74 year old widow with a tractor spanner and made off with £6 16s., in cash, and 20 cigarettes. The culprit was arrested and was sentenced to seven years' Penal Servitude.

(2) On 30th June, 1956, as three girls, employees of a Dublin City bookmaker, were about to leave the premises in which they were working, with the day's takings, they were ordered back by a masked man carrying a long butcher's knife. He ordered one of them to open the cash case from which he took £79 1s. 3d. He also took £5 19s. from her handbag. He then tied up and gagged the girls and made off. A 34 year old dock worker was arrested and charged with the crime. He was sentenced to two years' imprisonment with Hard Labour.

(3) On 23rd August, 1956, at 10 p.m., a female garage employee had just locked up the garage in the Dublin Metropolitan area and was about to mount her bicycle with the day's takings when she was pushed from behind and thrown to the ground. The cash case containing £91 2s. 9d., was taken. The assailant was believed to be a young man who had earlier been seen in the vicinity. No arrest has been made in the case.

Proceedings were taken in 18 cases and convictions were recorded in 14 cases. In a further 3 cases, the charges were held proved and the Probation of Offenders' Act was applied.

In 1955, the number of crimes recorded was 40, in none of which were firearms used.

ARSON AND OTHER MALICIOUS INJURY TO PROPERTY.

A total of 99 crimes was recorded under this heading in 1956, of which 54 were Arson, 5 Killing or Maiming Cattle, 6 were Malicious Use, etc., of Explosives and 34 other Malicious Injuries, as compared with 48 cases of Arson, 6 Killing or Maiming Cattle, no case of Malicious Use, etc., of Explosives and 43 other Malicious Injuries to Property in 1955.

Proceedings were taken in 51 cases in 1956, and convictions were recorded in 24. In an additional 14, the charges were held proved and the Probation of Offenders' Act was applied.

GROUP III.—OFFENCES AGAINST PROPERTY WITHOUT VIOLENCE.

Included in this group are offences of Larceny, Embezzlement, Obtaining Goods, etc., by False Pretences, Frauds and Receiving Stolen Goods.

The number of offences recorded in this group in 1956 was 9,365, which is 810 more than the number in 1955. In Larcenies alone, there was an increase of 747.

Proceedings were taken in 4,384 cases in 1956, and convictions numbered 2,146. In an additional 1,559, the charges were held proved and the Probation of Offenders' Act was applied. 250 cases are shown as still pending.

Comparative figures of total offences in the group and proceedings in years 1951 to 1956 are given in the following table :—

YEAR.	No. of offences recorded.	No. of offences in which proceedings were taken.	Percentage of offences in which proceedings were taken.
1956	9,365	4,384	47
1955	8,555	4,005	47
1954	8,753	4,108	47
1953	11,813	5,123	43
1952	11,301	4,963	44
1951	10,513	5,158	49

Comparative figures for the various forms of Larceny within the group as given in the Crime Statistical Tables for years 1951 to 1956 are set out in the following table:—

Offences.	1956	1955	1954	1953	1952	1951
Larceny of Horses, Cattle and Sheep ...	62	58	48	62	51	50
Larceny from the Person ...	214	270	209	282	257	236
Larceny in House to value of £5, etc. ...	417	374	431	575	601	554
Larceny from Dwellinghouses by Employees ...	93	85	78	119	123	134
Larceny of Explosives ...	1	1	1	—	1	—
Larceny of Motor Vehicles ...	24	29	27	34	22	21
Larceny of Pedal Cycles ...	1,713	1,638	1,957	3,220	2,592	1,896
Larceny from Unattended Vehicles ...	1,287	1,098	952	1,451	1,283	1,312
Larceny from Shops and Stalls ...	948	895	909	1,134	1,026	1,017
Other Larcenies (exceeding £5 in value) ...	1,260	1,080	1,148	1,322	1,553	1,397
Other Larcenies (not exceeding £5 in value) ...	2,836	2,580	2,439	3,030	3,052	3,180
TOTALS ...	8,855	8,108	8,199	11,229	10,561	9,797

Of the total Larcenies recorded in 1956, 5,652 or almost 64% were recorded in the Dublin Metropolitan Area, as compared with 5,171, also 64% in 1955, and 5,503 or over 67% in 1954.

EMBEZZLEMENT.

Forty-five offences of Embezzlement were recorded in 1956, which is 12 more than the number in 1955. In the Dublin Metropolitan Area, 9 offences were recorded in 1956, as compared with 19 in 1955.

Proceedings were taken in 33 cases, and in 13 cases convictions were recorded. In a further nine cases, the charges were held proved and the Probation of Offenders' Act was applied. Four cases are shown pending.

OBTAINING GOODS, ETC., BY FALSE PRETENCES.

There was a decrease of 35 in the number of offences recorded in 1956, the total being 203 as compared with 238 in 1955. Sixty-nine offences were recorded in the Dublin Metropolitan Area in 1956, which is five more than the number recorded in 1955.

Proceedings were taken in 141 cases, and convictions recorded in 85 cases. In a further 30 cases, the charges were held proved and the Probation of Offenders' Act was applied. 13 cases are shown pending. In an additional 46 cases, the offenders were detected, but no proceedings are shown.

FRAUDS.

Forty-two offences relating to Frauds were recorded in 1956, 13 of which were committed in the Dublin Metropolitan Area. In 1955, a total of 34 offences was recorded, of which 16 were recorded in the Dublin Metropolitan Area.

Proceedings were taken in 33 cases in 1956, and convictions numbered 14. In an additional 4 cases, the charges were held proved and the Probation of Offenders' Act was applied. Seven cases are shown pending.

GROUP IV.—OFFENCES NOT INCLUDED IN FOREGOING GROUPS.

Included in this Group are Offences of Forgery and Uttering, Perjury, Bribery, Riot and Unlawful Assembly, Offences against Public Decency, Offences under the Coinage Acts, Attempting to Commit Suicide, Offences under the Treason Act and Offences against the State Act, and other Indictable Offences not included in Groups I, II or III.

A total of 180 offences was recorded in this Group in 1956, which is 54 more than the number in 1955. The increase is due principally to an increase of 39 in offences of Forgery and Uttering, of which 116 were recorded in 1956.

Nineteen offences of Attempting to Commit Suicide were recorded in 1956, which is six more than the number in 1955.

Proceedings were taken in 138 cases in this Group in 1956, and convictions numbered 82. In a further 40 cases, the charges were held proved and the Probation of Offenders' Act was applied. Seven cases are shown pending.

ORGANISED CRIMES OF VIOLENCE.

Twelve organised crimes of violence were recorded in 1956, eight of which were of an agrarian and four of a political nature.

Of the eight agrarian crimes, five were committed in one area in Co. Kerry, three of which were "Sending Threatening Letters", one "Malicious Spiking of a Meadow" and one a serious Assault. Three of those crimes were committed against a young farmer who had purchased portion of an estate, concerning the division of which there was local agitation. The remaining three agrarian crimes were committed in one area in Co. Offaly. In one case a heifer was shot dead and a water-pump damaged and in the remaining two cases, houses in the course of construction were maliciously damaged.

Of the four crimes of a political nature, two were committed in the Dublin Metropolitan Area, one of which was an attempt to destroy by explosives, an equestrian monument in Phoenix Park, and the other an attempt, also by explosives, to destroy a War Memorial Cenotaph at Islandbridge. The remaining two crimes were committed in the Border Area in one of which

rifle shots were fired into an Éire Customs Hut, and in the other, four young men were found in unlawful possession of firearms in a disused house.

In 1955, nine organised crimes of violence were recorded, eight of which were agrarian and one political.

VALUE OF PROPERTY STOLEN AND RECOVERED.

The total value of property reported as stolen in 1956, was £140,235, of which property valued £46,616 was recovered.

The value of property stolen in offences against property with violence, *i.e.*, Burglary, Housebreaking and Sacrilege, was £51,613, of which, property valued £18,465 was recovered. In offences against property without violence, *i.e.*, Larcenies, the value of property reported as stolen was £88,622, of which, property valued £28,151 was recovered.

In comparison with the value of property stolen in 1955, there was a decrease of £5,143 in the total value stolen in 1956, of which £2,033 was in respect of offences against property with violence and £3,110 in offences against property without violence.

Comparative figures of offences in which property was stolen and the value of property stolen in years 1951 to 1956, are given in the following table :—

	Year	Less than £1	£1 to £2	£2 to £5	£5 to £10	£10 to £50	£50 to £100	Over £100	Total Offences
Offences against property with violence.	1956	512	246	343	277	592	122	108	2,200
	1955	415	233	354	259	431	83	74	1,849
	1954	404	252	336	279	565	95	94	2,025
	1953	479	268	417	322	648	170	136	2,440
	1952	363	267	402	317	608	124	123	2,204
	1951	451	302	398	295	623	123	104	2,296
Offences against property without violence.	1956	1,502	1,215	2,060	2,069	1,757	128	97	8,828
	1955	1,310	1,024	2,065	1,803	1,684	95	97	8,078
	1954	1,409	1,035	1,628	2,028	1,898	93	92	8,183
	1953	1,636	1,232	2,596	3,030	2,451	146	120	11,211
	1952	1,734	1,460	2,479	2,506	2,133	127	101	10,540
	1951	1,611	1,311	2,262	2,369	2,002	140	90	9,785

PERSONS CHARGED WITH INDICTABLE OFFENCES AND FINALLY DEALT WITH.

The number of persons charged with the commission of indictable offences in 1956, was 6,620—5,986 males and 634 females.

The number finally dealt with was 6,264, and the guilt of 5,505 was established, 3,244 by conviction and 2,261 dealt with under the Probation of Offenders' Act, 1907.

PERSONS CONVICTED OF INDICTABLE OFFENCES.

The number of persons convicted of indictable offences in 1956, was 3,244—3,018 males and 226 females, representing 49% of the total persons charged.

The number convicted by Courts of Summary Jurisdiction was 3,001—2,784 males and 217 females, and the number convicted by Circuit and Higher Courts was 243—234 males and 9 females.

The following table contains comparative figures of persons convicted, by age groups, and the percentage which each age group forms of the total persons convicted, in years 1951 to 1956.

Age Group	NUMBER OF PERSONS CONVICTED						PERCENTAGE OF TOTAL					
	1956	1955	1954	1953	1952	1951	1956	1955	1954	1953	1952	1951
Under												
14 years	304	169	201	184	135	179	9	6	7	6	4	5
14-16 years	333	225	259	264	265	223	10	9	9	8	8	7
16-18	352	281	318	413	341	361	11	10	11	12	11	11
18-21	548	422	492	607	630	639	17	16	18	18	20	20
21-30	874	772	770	931	886	1,021	27	29	28	28	28	31
30-40	477	426	420	556	510	458	15	16	15	17	16	14
Above 40 years	356	404	322	381	416	379	11	15	12	11	13	12
TOTALS	3,244	2,699	2,782	3,336	3,183	3,260						

Details of persons convicted of indictable offences are given in Appendix D (1).

PERSONS DEALT WITH UNDER PROBATION OF OFFENDERS' ACT.

The number of persons against whom the charges were held proved and dealt with under the Probation of Offenders' Act, 1907, without conviction, in 1956, was 2,261 or 34% of the total persons charged, of which 1,968 were males and 293 females.

In the following table, comparative figures of persons, by age groups, dealt with under the Probation Act and the percentage of persons so dealt with in years 1951 to 1956, are given:—

Age Group	NUMBER OF PERSONS DEALT WITH						PERCENTAGE OF TOTAL					
	1956	1955	1954	1953	1952	1951	1956	1955	1954	1953	1952	1951
Under												
14 years	681	682	653	844	721	944	30	30	29	31	29	31
14-16 years	498	444	472	541	493	602	22	20	21	20	20	20
16-18	372	339	340	372	382	459	16	15	15	14	16	15
18-21	234	227	310	283	272	331	10	10	14	10	11	11
21-30	189	225	217	277	269	335	8	10	9	10	11	11
30-40	134	152	158	190	172	201	6	7	7	7	7	7
Above 40 years	153	179	134	187	149	202	7	8	6	7	6	7
TOTALS	2,261	2,248	2,284	2,694	2,458	3,074						

Details of persons dealt with under the Probation of Offenders' Act are given in Appendix D (2).

INDICTABLE OFFENCES CLEARED UP IN YEAR 1956.

The number of indictable offences cleared up in 1956 was 7,719, details of which are given in Columns 3 and 17 of Appendix A (1) and Column 2 of Appendix G (2). The percentage of offences cleared up in 1956 in relation to the number recorded was over 60%. In year 1955, the percentage was 61%.

The incidence of indictable offences and detections in years 1946 to 1956 is shown in Graphical Form in Appendix A (3).

DETECTIONS IN INDICTABLE OFFENCES RECORDED IN YEAR 1955.

During 1956, detections were made in 29 indictable offences which were committed in 1955 but were not detected in that year. Convictions were recorded in 16 cases and in an additional 8 the charges were held proved and the Probation Act was applied.

Details are given in Appendix G (2).

INDICTABLE OFFENCES—RESULTS OF PROCEEDINGS PENDING FROM YEAR 1955.

In Appendix A (1) to report for 1955, proceedings were shown pending in 333 cases. Proceedings are still shown pending in 31 cases and one has been struck out of records. Of the 301 cases dealt with, convictions were recorded in 79 and in a further 177 the charges were held proved and the Probation Act was applied.

Details are given in Appendix G (1).

Year	Number of Persons Dealt With		Percentage of Total	
	Convicted	Not Convicted	Convicted	Not Convicted
1946	181	188	48.5	48.5
1947	195	195	49.4	49.4
1948	200	200	50.0	50.0
1949	210	210	52.5	52.5
1950	220	220	55.0	55.0
1951	230	230	57.5	57.5
1952	240	240	60.0	60.0
1953	250	250	62.5	62.5
1954	260	260	65.0	65.0
1955	270	270	67.5	67.5
1956	280	280	70.0	70.0
TOTAL	2,241	2,241	56.0	56.0

PART II.

JUVENILES CHARGED WITH INDICTABLE OFFENCES.

The number of juveniles charged with indictable offences and dealt with in 1956 was 2,467 and the number of offences charged against them was 2,378.

In 1955 the number of juveniles charged and finally dealt with was 2,138 for 2,364 offences.

In addition to juveniles charged, a number of juveniles were, with the consent of the Law Officers, cautioned by the Garda for the commission of minor indictable offences where the injured party did not object to such a course and the caution was appreciated by child and parent or guardian. The number of juveniles cautioned in 1956 was 619.

Comparative figures of juveniles charged and cautioned for indictable offences in 1955 and 1956 are :—

Nature of Offence	YEAR 1956			YEAR 1955		
	Charged	Cautioned	Total	Charged	Cautioned	Total
Burglary	27	—	27	20	5	25
Housebreaking	955	179	1,134	844	124	968
Larceny of Pedal Cycles	101	14	115	76	14	90
Larceny from Unattended Vehicles	155	42	197	108	48	156
Larceny from Shops and Stalls	267	75	342	255	95	350
Other Larcenies (exceeding £5 in value)	234	58	292	191	31	222
Other Larcenies (not exceeding £5 in value)	544	228	772	500	179	679
Malicious Injury to Property	37	4	41	52	4	56
Other Indictable Offences	147	19	166	92	8	100
TOTALS	2,467	619	3,086	2,138	508	2,646

Full details of juveniles charged with indictable offences are given in Appendices E and F.

In the following table, comparative figures of offenders, male and female, dealt with in the Courts in years 1951 to 1956, are given :—

Offences	1956		1955		1954		1953		1952		1951	
	M.	F.	M.	F.	M.	F.	M.	F.	M.	F.	M.	F.
Burglary	27	—	18	2	24	—	26	—	13	—	12	2
Housebreaking	931	24	812	32	757	16	865	32	752	23	877	21
Larceny of Pedal Cycles	95	6	69	7	109	9	124	18	125	13	122	16
Larceny from Unattended Vehicles	150	5	108	—	104	7	176	8	141	5	167	6
Larceny from Shops and Stalls	232	35	218	37	205	32	260	32	267	33	315	40
Other Larcenies (exceeding £5 in value)	198	36	159	32	189	26	177	41	179	42	231	45
Other Larcenies (not exceeding £5 in value)	486	58	451	49	383	40	497	50	561	65	548	64
Malicious Injury to Property	36	1	52	—	56	2	34	—	26	—	104	—
Other Indictable Offences	139	8	86	6	91	7	122	12	93	3	117	15
TOTALS	2,294	173	1,973	165	1,918	139	2,281	193	2,157	184	2,493	209

SEX AND AGE OF OFFENDERS.

Comparative figures of offenders, male and female, in each age group, charged with indictable offences and dealt with in years 1951 to 1956 are given in the following table:—

YEAR	Under 12 years		12 to 14 years		14 to 16 years		16 to 18 years	
	M.	F.	M.	F.	M.	F.	M.	F.
1956 ...	409	20	506	46	712	66	667	41
1955	355	19	469	32	621	55	528	59
1954	354	23	427	15	619	52	518	49
1953	463	40	551	33	688	62	579	48
1952	430	23	489	45	702	59	536	57
1951	517	31	610	48	721	59	645	71

CIRCUMSTANCES CONTRIBUTING TO DELINQUENCY.

The main causes or circumstances which, in the opinion of the Gárda, contributed to juvenile delinquency in 1956, are given in the following table, with comparative figures for years 1951 to 1955:—

	1956	1955	1954	1953	1952	1951
Lack of Parental Control	860	807	806	1,065	963	1,153
Desire to get money for Amusement ...	800	596	538	669	695	733
Youthful Gang Influence ...	360	293	313	329	239	287
Mischief ...	236	322	295	298	319	443
Criminal Associations ...	109	97	81	82	96	67
Necessity ...	102	23	24	31	29	19
TOTALS ...	2,467	2,138	2,057	2,474	2,341	2,702

PERCENTAGE OF JUVENILE OFFENDERS CHARGED IN RELATION TO TOTAL PERSONS CHARGED WITH INDICTABLE OFFENCES.

The number of juveniles dealt with in the Courts in 1956—2,467—formed 37% of the total persons charged with indictable offences, as compared with 36% in 1955 and 34% in 1954.

The high percentage of juveniles charged in relation to other offenders is attributable to the fact that the detection percentage in offences committed by juveniles is high, whereas in offences committed by adults it may be said to be low, in comparison.

Offences committed by juveniles, usually within their home locality, are mostly of a minor nature, in which petty cash, sweets, toys, etc., are stolen and frequently shared with friends,

thus advertising their misdeeds. Their comrades, too, will often implicate them and when questioned in the presence of their parents or guardians, the offenders will, as a rule, admit their guilt, whereas adult offenders plan their offences with care, have set channels for disposal of stolen property and will not admit guilt unless confronted with conclusive evidence. Again, a number of adult offenders escape prosecution for lack of evidence, though known to the Police as offenders.

OFFENCES CHARGED AGAINST JUVENILES.

Of the total juveniles charged and dealt with in 1956, 955 (almost 39%) were charged with Housebreaking, 27 (1%) were charged with Burglary, and 1,301 (almost 53%) were charged with Larceny.

The number of juveniles dealt with under the various offence headings and the percentage which juveniles formed of the total persons charged with those offences in years 1951 to 1956, are given in the following table :—

Offence	Year	No. of Juvenile Offenders Charged	Percentage of Total Persons Charged
Burglary ...	1956	27	26
	1955	20	19
	1954	24	25
	1953	26	27
	1952	13	11
	1951	14	13
Housebreaking ...	1956	955	54
	1955	844	57
	1954	773	49
	1953	897	51
	1952	775	49
	1951	898	50
Larceny ...	1956	1,301	36
	1955	1,130	35
	1954	1,104	33
	1953	1,383	34
	1952	1,431	36
	1951	1,554	33
Malicious Injury to Property ...	1956	37	45
	1955	52	50
	1954	58	50
	1953	34	32
	1952	26	33
	1951	104	40
Other Indictable Offences	1956	147	14
	1955	92	9
	1954	98	10
	1953	134	12
	1952	96	9
	1951	132	12

JUVENILE OFFENDERS RELEASED UNDER THE PROBATION OF OFFENDERS ACT.

The number of juvenile offenders who were released under the Probation of Offenders Act, 1907, in 1956 was 1,420 or almost 58% of the number charged.

Of the 2,467 juveniles dealt with in the Courts in 1956, 1,710 or 69% were charged for the first time, of which 1,114 or 65% were released under the Probation Act.

The number charged for the second time was 486 or 20% of the total, of which 230 or 47% were released under the Probation Act, 62 for the first time and 168 for the second time.

The number charged for the third time was 165 or 7% of the total, of which 53 or 33% were released under the Probation Act, 7 for the first time, 21 for the second time and 25 for the third time.

The number charged for the fourth time or oftener was 106 or 4% of the total, of which 23 or 22% were released under the Probation of Offenders' Act, one for the first time, three for the second time, seven for the third time and twelve for the fourth time or oftener.

Details are given in Appendix F (2).

The statistical features of juvenile crime shown in this report are compiled from information given in a special form which is completed by the investigating Police Officers, on the termination of proceedings against each juvenile charged with an indictable offence and may be accepted as reliable.

PART III.

NON-INDICTABLE OFFENCES—PERSONS PROSECUTED.

The number of persons prosecuted for non-indictable offences in 1956 was 94,370, which is 4,983 less than the number in 1955. This decrease is due, principally, to a decrease of 3,263 in prosecutions for offences under the Road Traffic Act, 1933, and a decrease of 1,512 in prosecutions for Keeping Unlicensed Dogs.

The number of persons convicted was 70,029, of which 872 were sent to prison without the option of a fine and 69,047 were fined. In addition to the persons convicted, the charges against 18,051 persons were held proved and the Probation Act was applied.

Comparative figures of persons prosecuted for non-indictable offences in years 1951 to 1956 are :—

Year	Number of persons Prosecuted
1956	94,370
1955	99,353
1954	110,286
1953	130,555
1952	140,116
1951	145,785

Full details of proceedings are given in Appendices C (1) and C (2).

The number of prosecutions and convictions for non-indictable offences in 1946 to 1956 is given in Graphical form in Appendix C (3).

ASSAULTS.

A total of 1,296 persons were prosecuted in 1956 for Assaults, *viz.*, 1,153 for Common Assault, 111 for Assaults on Gardaí and 32 for Aggravated Assaults.

The number convicted was 750 of which 165 were sent to prison without the option of a fine and 535 were fined. The charges against an additional 260 persons were held proved and the Probation of Offenders' Act was applied.

In 1955, 1,129 persons were prosecuted, *viz.*, 936 for Common Assault, 136 for Assault on Gardaí and 57 for Aggravated Assaults.

CRUELTY TO ANIMALS.

219 persons were prosecuted in 1956 for offences of Cruelty to Animals, and 141 were convicted. Two were sent to prison without the option of a fine and 138 were fined. The charges against a further 43 were dealt with under the Probation of Offenders' Act.

In 1955 the number of persons prosecuted was 199. The number convicted was 139 of which 6 were sent to prison without the option of a fine and 132 were fined. 27 were dealt with under the Probation of Offenders' Act.

DOGS—OFFENCES IN RELATION TO LICENSING OF.

There was a decrease of 1,512 in the number of persons prosecuted in 1956, for Keeping Unlicensed Dogs, as compared with the number in 1955, the totals being 4,157 and 5,669 respectively. The number convicted in 1956 was 1,942, all of whom were fined. An additional 1,823 were dealt with under the Probation of Offenders' Act.

In 1955, the number of persons convicted and fined was 2,616 and 2,347 were dealt with under the Probation of Offenders' Act.

EDUCATION AND SCHOOL ATTENDANCE ACTS.

A total of 3,928 persons were prosecuted in 1956 for offences under the Education and School Attendance Acts. The number convicted was 2,850 and a further 786 were dealt with under the Probation of Offenders' Act. 32 children were committed to approved schools.

In 1955 the number of persons prosecuted was 3,909, of which 2,787 were convicted and a further 790 were dealt with under the Probation of Offenders' Act. 25 children were committed to approved schools.

ROAD TRAFFIC ACT, 1933.

The number of persons prosecuted for offences against the Road Traffic Act in 1956 was 47,988, which is almost 51% of the total prosecuted for non-indictable offences and is 3,263 less than the number prosecuted under the Act in 1955. The number of females prosecuted in 1956 was 4,137, as compared with 4,841 in 1955.

Comparative figures of total prosecutions, convictions, etc., in years 1951 to 1956 are given in the following table :—

Year	No. of Persons Prosecuted	No. of Persons Convicted	Charge Proved and Probation Act applied	Charge withdrawn or dismissed	Otherwise disposed of
1956	47,988	35,836	9,346	2,806	—
1955	51,251	39,540	8,975	2,736	—
1954	58,653	43,850	11,902	2,901	—
1953	75,020	59,415	12,371	3,234	—
1952	78,880	63,546	12,033	3,298	3
1951	84,989	67,914	13,346	3,723	6

Comparative figures of persons prosecuted for offences against "Lighting Regulations" in years 1951 to 1956 are :—

Year	Offences against Lighting Regulations by :—			
	Drivers of Mechanically Propelled Vehicles	Pedal Cyclists	Other Road Users	Total
1956	9,288	16,678	1,383	27,349
1955	11,428	18,690	731	30,849
1954	11,787	24,827	1,911	38,525
1953	14,005	36,386	2,746	53,137
1952	14,957	37,842	2,937	55,736
1951	15,951	39,571	2,902	58,424

Comparative figures of prosecutions for offences of "Driving or Attempting to Drive while Drunk" and "Dangerous and Careless Driving" in years 1951 to 1956 are given in the following table :—

Year	Driving or Attempting to Drive while Drunk		Dangerous and Careless Driving	
	Mechanically Propelled Vehicles	Others	Mechanically Propelled Vehicles	Others
1956	440	282	3,472	265
1955	447	223	3,507	315
1954	395	188	3,312	325
1953	457	212	3,987	485
1952	503	135	4,164	609
1951	472	150	4,437	645

INTOXICATING LIQUOR LAWS.

The number of persons prosecuted in 1956, for offences against the Intoxicating Liquor Laws was 16,904 which is 336 less than the number in 1955.

Comparative figures of prosecutions, convictions, etc., in years 1951 to 1956 are given in the following table:—

Year	No. of Prosecutions	No. of Convictions	Charge proved and Probation of Offenders Act applied	Charge withdrawn or dismissed	Otherwise Disposed of
1956	16,904	15,488	854	545	17
1955	17,240	15,791	933	515	1
1954	16,787	15,181	1,011	589	6
1953	18,133	16,139	1,017	975	2
1952	17,661	15,886	868	899	8
1951	17,225	15,582	884	756	3

The number of prosecutions for Drunkenness in year 1956 was 3,838 which was 37 more than the number in 1955. Prosecutions for Simple Drunkenness in 1956 numbered 2,019 as compared with 2,077 in 1955 and prosecutions for Drunkenness with Aggravations in 1956 numbered 1,819 as compared with 1,724 in 1955.

For offences by licensed persons or their servants, there were 1,969 prosecutions in 1956, as compared with 2,016 in 1955, the number of prosecutions for Offences against Closing Regulations alone was 1,874 in 1956, as compared with 1,918 in 1955.

Twenty persons were prosecuted in 1956 for Unlicensed Sale of Drink as compared with 13 in 1955.

For "Other Offences against Intoxicating Liquor Laws" including offences of being found on Licensed Premises during Prohibited Hours, Giving False Name, etc., or Refusing to give name, etc., when so found, Refusing to Quit Licensed Premises when Lawfully Requested, False Representation as "Bona Fide" traveller, etc., the number of prosecutions in 1956 was 11,077 as compared with 11,423 in 1955.

Comparative figures of prosecutions, convictions, etc., in years 1951 to 1956 are given in the following tables:—

DRUNKENNESS.

Year	No. of Prosecutions	No. of Convictions	Charge proved and Probation of Offenders Act applied	Charge withdrawn or dismissed	Otherwise Disposed of
1956	3,838	3,311	405	120	2
1955	3,801	3,182	480	138	1
1954	3,714	3,020	591	102	1
1953	4,091	3,438	538	113	2
1952	3,762	3,206	455	100	1
1951	3,746	3,182	468	95	1

OFFENCES AGAINST CLOSING REGULATIONS.

Year	No. of Prosecutions	No. of Convictions	Charge proved and Probation of Offenders Act applied	Charge withdrawn or dismissed	Otherwise Disposed of
1956	1,874	1,754	46	73	1
1955	1,918	1,768	63	87	—
1954	1,961	1,785	49	127	—
1953	2,031	1,816	31	184	—
1952	2,134	1,909	37	187	1
1951	2,109	1,899	48	161	1

OTHER OFFENCES AGAINST INTOXICATING LIQUOR LAWS.

Year	No. of Prosecutions	No. of Convictions	Charge proved and Probation of Offenders Act applied	Charge withdrawn or dismissed	Otherwise Disposed of
1956	11,077	10,343	394	326	14
1955	11,423	10,763	385	275	—
1954	10,972	10,281	354	332	5
1953	11,882	10,798	444	640	—
1952	11,765	10,771	376	612	6
1951	11,370	10,501	368	500	1

ILLICIT DISTILLATION.

Sixty-five persons were prosecuted in 1956 for offences relating to Illicit Distillation, 48 were convicted and fined and a further five were dealt with under the Probation of Offenders' Act.

In 1955, 63 persons were prosecuted, 43 were convicted and one was dealt with under the Probation Act.

LIVESTOCK BREEDING ACTS.

Eighty-eight persons were prosecuted in 1956 for offences under these Acts, which is 17 less than the number in 1955. Eighty were convicted and fined and a further 4 were dealt with under the Probation Act. In 1955, 86 were convicted and fined and eleven were dealt with under the Probation of Offenders' Act.

MALICIOUS DAMAGE TO PROPERTY.

There was an increase of 302 in the number of persons prosecuted in 1956, for offences of Malicious Damage to Property, as compared with the number in 1955.

Comparative figures of prosecutions, convictions, etc., in years 1951 to 1956 are given in the following table :—

Year	No. of Prosecutions	No. of Convictions	Charge proved and Probation of Offenders Act applied	Charge withdrawn or dismissed	Otherwise Disposed of
1956	1,286	709	403	174	—
1955	984	611	220	153	—
1954	1,043	558	316	169	—
1953	1,244	726	349	169	—
1952	1,220	757	290	171	2
1951	1,234	755	304	175	—

REVENUE LAWS.

There was an increase of 452 in the number of persons prosecuted for offences against the Revenue Laws, in 1956, as compared with the number prosecuted in 1955.

Comparative figures of prosecutions, convictions, etc., in years 1951 to 1956 are given in the following table :—

Year	No. of Prosecutions	No. of Convictions	Charge proved and Probation of Offenders Act applied	Charge withdrawn or dismissed	Otherwise Disposed of
1956	2,694	1,902	537	255	—
1955	2,242	1,674	414	154	—
1954	2,083	1,526	410	147	—
1953	1,848	1,281	352	215	—
1952	2,027	1,406	463	158	—
1951	1,798	1,301	341	156	—

VAGRANCY LAWS.

522 persons were prosecuted for offences against the Vagrancy Laws in 1956, which is 23 less than the number prosecuted in 1955. 307 were convicted, of whom 261 were sent to prison without the option of a fine and 42 were fined. 149 were dealt with under the Probation of Offenders' Act.

For offences of "Begging" the number prosecuted in 1956 was 424, which is 22 more than the number in 1955. The number convicted was 262, of which 242 were sent to prison without the option of a fine. The number dealt with under the Probation of Offenders' Act was 123.

For offences of "Sleeping Out and not Having Visible Means of Subsistence", 17 persons were prosecuted in 1956, as compared with 42 in 1955. Four persons were convicted in 1956, three of whom were sent to prison without the option of a fine, six were dealt with under the Probation of Offenders' Act and the charges against the remaining seven were dismissed.

OTHER NON-INDICTABLE OFFENCES.

Offences for which no special headings are provided are grouped under heading "Other Offences" at the foot of Appendix C (1) and details are given in Appendix C (2).

The number of persons prosecuted for offences under this heading in 1956 was 145, of which 88 were charged with "Conduct Calculated to Provoke a Breach of the Peace" and 22 were charged with "Disorderly Behaviour".

In 1955, a total of 173 persons were charged with offences grouped under this heading, 118 of whom were charged with "Conduct Calculated to Provoke a Breach of the Peace" and seven were charged with "Disorderly Behaviour".

PART IV.

SCIENTIFIC AIDS TO CRIME DETECTION.

A special Section of Crime Branch Headquarters, known as The Technical Bureau, provides valuable assistance by means of scientific aids to Gárdaí throughout the country in the investigation of crime.

The Section is provided with up-to-date equipment.

The staff is appointed from experienced members of the Force who have had technical training. Lectures, with practical demonstrations in modern methods of criminal investigation, are given to members of the Detective Branch, uniformed members in the more populous centres and recruits in training. Lectures are also given at the request of the Army Authorities, to parties of Military Police Probationers.

The Section is divided into six Sub-Sections, namely :—

- | | |
|---|-----------------|
| (1) Investigation. | (4) Mapping. |
| (2) Fingerprints and
Criminal Records. | (5) Ballistics. |
| (3) Photography. | (6) Radio. |

The following is a brief resumé of the work performed by each Sub-Section during the year.

(1) INVESTIGATION.

The services of the members of this Unit are sought by Officers throughout the country in the investigation of serious crime. They act as a useful link between the Commissioner and local Officers at all stages of the investigations and co-relate enquiries extending over various Garda Districts.

The employment of extern experts, such as the State Pathologist, State Analyst, Handwriting and Textile experts, is arranged by this Unit.

The preliminary examination of handwriting exhibits, articles of clothing bearing stains, etc., by members of the Unit, resulted in the elimination of many of these and a consequent saving of expense which would arise through examination by extern experts.

During 1956, a total of 201 documents were examined and 124 eliminated. 128 articles of clothing, etc., bearing stains, were examined and 32 eliminated.

(2) FINGERPRINTS AND CRIMINAL RECORDS.

In this Sub-Section a complete record is kept of the convictions of each criminal, including a description, photograph, history of subject and the *modus operandi* employed.

The total criminal records now filed is 82,438, which includes 2,621 new registrations made in 1956.

Fingermarks found at the scenes of crimes are classified and compared with prints already recorded. This comparison sometimes leads to the identity of the criminal, but when no identification is made—as in the case of new entrants to crime—the prints found are preserved for future reference and it is often possible, when a new criminal has been arrested, to connect him with outstanding crimes.

Enquiries are daily received from, and sent to other Police Forces, and interchange of fingerprints and records is made in the case of travelling criminals.

Regular issues of Fogra Tora in two parts are prepared. Part I deals with persons wanted for crime, missing persons and descriptions of property stolen and recovered. Part II contains photographs of convicted persons, with their descriptions, which are filed at Garda Stations for reference. Photographs are supplied in convenient pocket-book form to detectives and Stations in cities.

Following is a summary of the work performed in 1956.

(1) Number of new registrations	2,621
(2) Sets of fingerprints received for search	3,891
(3) Number of identifications made from (2)	1,002
(4) Sets of fingerprints sent to other Bureaux for search	232
(5) Number of cases reported for examination	657
(6) Number of identifiable marks found	493
(7) Number of offenders identified	135
(8) Number of innocent persons (employees, etc.), eliminated	159
(9) Number of visits to scenes of crimes	205
(10) Number of insertions in Fogra Tora	1,177

(11) Number of Indices to Fogra Tora—

Part I—Persons wanted, etc.	1,450
Part II—(a) Nominal index	1,400
(b) Crime index	1,400
(12) <i>Modus Operandi</i> cards filed	51
(13) Number of letters dispatched	8,890

(3) PHOTOGRAPHY.

This Sub-Section deals with the various phases of Police photography :—

- (a) Photographs of criminals for circulation.
- (b) Scenes of traffic accidents and crimes.
- (c) Dead bodies at scenes of crimes and at morgues for identification.
- (d) Documents : forgeries and suspect handwritings, restoring obliterated writing, examination with ultra-violet light for forgeries, etc.
- (e) Photography of fingerprints and enlargements for Court purposes.
- (f) Photostatic copies of Maps and other documents.
- (g) Micro-photography of marks on bullets, tool marks on iron and woodwork for comparison purposes.

Members visited the scenes of 299 crimes or traffic accidents and attended 169 Courts during the year 1956.

Photographic work and examinations were undertaken for the Investigation Branch of the Department of Posts and Telegraphs, Post Office Stores, Irish Land Commission and the State Handwriting Expert.

An interesting and noteworthy development was recorded in connection with a Murder trial, *i.e.*, *The People v. Cadden*, in which a member prepared, and gave evidence of photographs of entries in the accused's diary. The original entries were made in red Biro which was super-imposed by blue-black ink writing. The member succeeded in suppressing the blue-black ink writing and showing the original entry. The suppression of the red Biro is a comparatively easy matter, but this was the first occasion on which the blue-black writing was suppressed to show up the red.

(4) MAPPING.

The scenes of 182 crimes or traffic accidents were visited by members of the Mapping Staff, 899 maps prepared and 174 Courts attended in 1956.

Maps and charts for official use by various branches of the Force were also prepared.

(5) BALLISTICS.

The duties of the members of this Sub-Section include the examination and comparison of guns, bullets, cartridge cases, glass fragments found at the scenes of road accidents or on the clothing of suspects, cutting instruments and marks on woodwork, etc., at scenes of crimes, restoring of erased numbers on motor vehicle engines and chassis and on pedal cycles.

A total of 4,641 exhibits were examined in 1956, made up of:—

(a) Firearms	76
(b) Bullets and Cartridge cases	2,351
(c) Cycles	11
(d) Miscellaneous	2,203

Included at (d) are glass fragments from traffic "Hit and Run" accidents, safes, housebreaking implements, footprints, clothing, pieces of metal and wood, tyres, etc.

The members visited the scenes of 26 crimes or traffic accidents, and attended 52 Courts in 1956.

(6) RADIO.

A central transmission and receiving station working on V.H.F. is established at Headquarters and operated by remote control from Dublin Castle, where the maintenance staff is attached.

The range covers some 30 miles, depending on contours of country.

In Dublin, Rathfarnham and Howth, there are 19 cars fitted with two-way radio telephone; 7 two-way sets and 12 receiving sets are also installed in Garda Stations in Dublin and adjoining counties.

Walkie-talkie radio sets are also issued to foot patrols for the control of crowds at public meetings, sports fixtures, etc.

Radio equipped cars are continuously patrolling in Dublin City and suburbs, and during variable hours in adjoining counties, and form a link with foot and cycle patrols. These cars are in constant touch with Headquarters and with one another.

Details of crimes, road accidents and street disturbances are broadcast and cars are directed to scenes to cut off the escape of fleeing criminals. These messages are also received at Garda Stations on the perimeter of the city, and patrols from these Stations are notified when necessary.

Radio communications are linked up to relay complaints received from the public over the "999" telephone system regarding crime, suspicious loiterers, etc., thus enabling speedy attention to be given to complaints, by the Gardaí. Several arrests on the spot have been made within a few minutes of the receipt of complaints, and vehicles which have been involved in hit and run accidents have also been intercepted.

A number of business houses in Dublin have installed automatic "burglar-alarms", which are connected to Detective Branch, Dublin Castle. Alarms received are broadcast at once to radio cars.

During the year 1956, there were 13,619 "999" calls received, resulting in the arrest of 628 offenders.

Patrols in the Dublin area were responsible for making 1,236 offenders amenable in the following cases:—

- 326 Housebreakings and/or Larcenies,
- 30 Theft of motor vehicles,
- 334 cases of Street Disorders—Assaults, etc., and
- 546 other Offences.

I have the honour to be, Sir,

Your Obedient Servant,

D. COSTIGAN,

Commissioner.

PART V.

TABLE OF APPENDICES.

STATISTICS OF CRIME AND OFFENCES—1956.

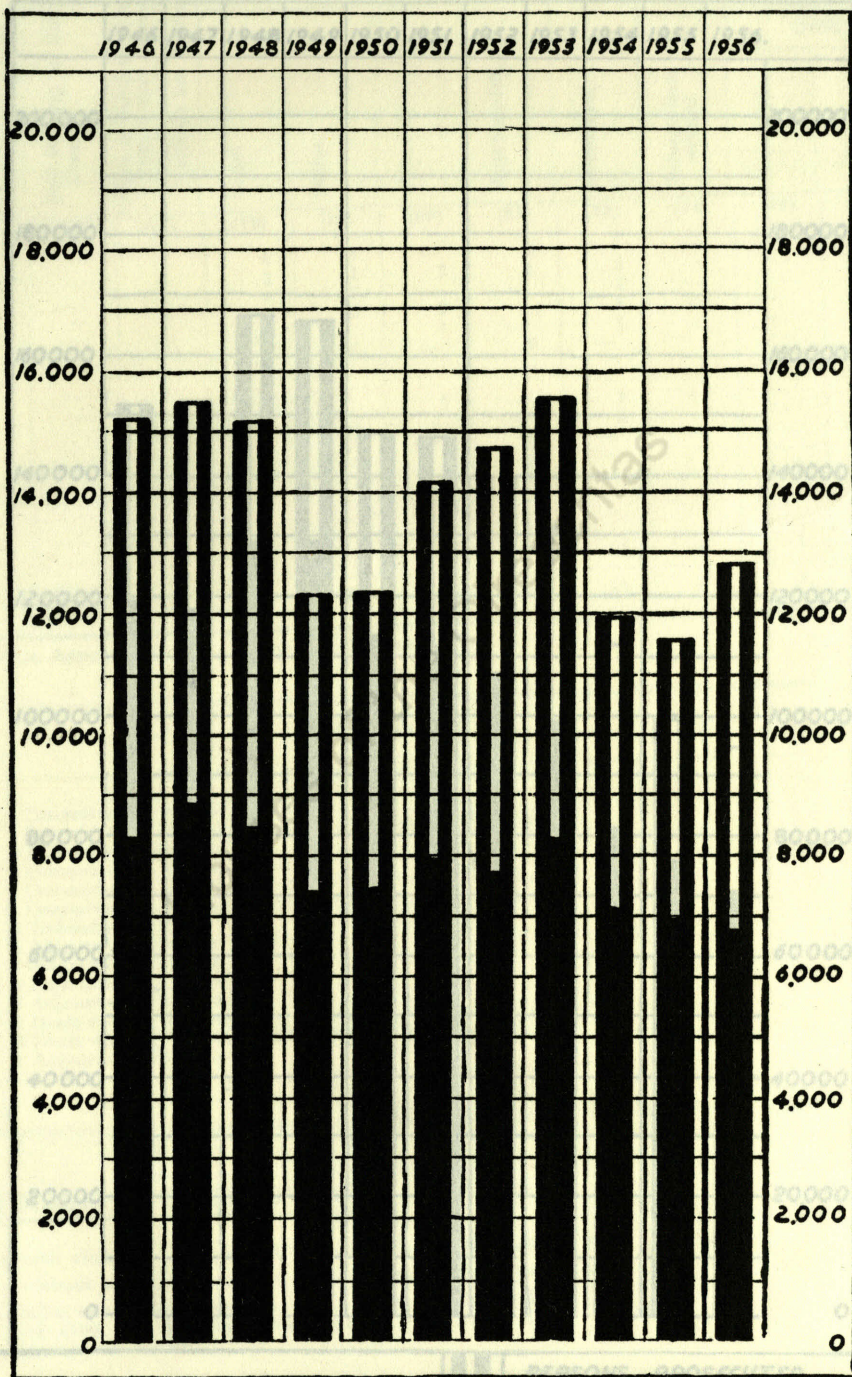
- A. (1).** The number and nature of the indictable offences which became known to the Police; the number of offences in which proceedings were instituted; the results of such proceedings; the number of persons proceeded against and the results of these proceedings.
- A. (2).** The details of the offences recorded in A. (1) under the heading "Other Indictable Offences."
- In addition, particulars are given of the results of proceedings in the cases shown under the headings in A. (1) "Otherwise Disposed of" and the value of property stolen and recovered.
- A. (3).** Graph of Indictable Offences and Detections during years 1946-1956.
- B.** The number of Indictable Offences, by groups, reported by each Garda Division, and by the Garda Districts of the Cities of Cork, Galway, Limerick and Waterford, and the number and percentage of detections.
- C. (1).** The number of persons proceeded against for non-indictable offences, the nature of the offences and the results of proceedings.
- C. (2).** The details of the offences recorded in C. (1) under the heading "Other Offences."
- In addition, particulars are given of the results of proceedings in the case of persons shown under the heading "Otherwise Disposed of" in C. (1).
- C. (3).** Graph of Non-Indictable Offences prosecuted and number of convictions during years 1946-1956.
- D. (1).** The number, sex and age of persons convicted of Indictable Offences and the nature of the offences.
- D. (2).** The number, sex and age of persons charged with indictable offences in respect of whom the charges were held proved and who were dealt with under the Probation of Offenders Act.
- E. (1).** The number of persons—Male and Female—not exceeding 18 years dealt with for Indictable Offences; the nature of the offences and the results of the proceedings; the type of premises or place where offences were committed and the value of property stolen and recovered.
- E. (2).** The sex, age and occupation of the persons charged; previous criminal history (if any) and school attendance record.
- E. (3).** The social and other circumstances of the offenders which are considered to have a bearing on their delinquency.
- F. (1).** The number of juvenile offenders, dealt with for indictable offences, and the nature of the offences, in each Garda Division.
- F. (2).** In respect of juvenile offenders dealt with under the Probation of Offenders Act, the number of times charged and the number of times the Probation Act was applied.
- F. (3).** The approximate weekly income to the homes of juvenile offenders.
- G. (1).** The results of proceedings in cases pending from 1955.
- G. (2).** Proceedings in cases which were reported in 1955 and detected in 1956.

PART V.

STATISTICS OF CRIME AND OFFENCES—1932

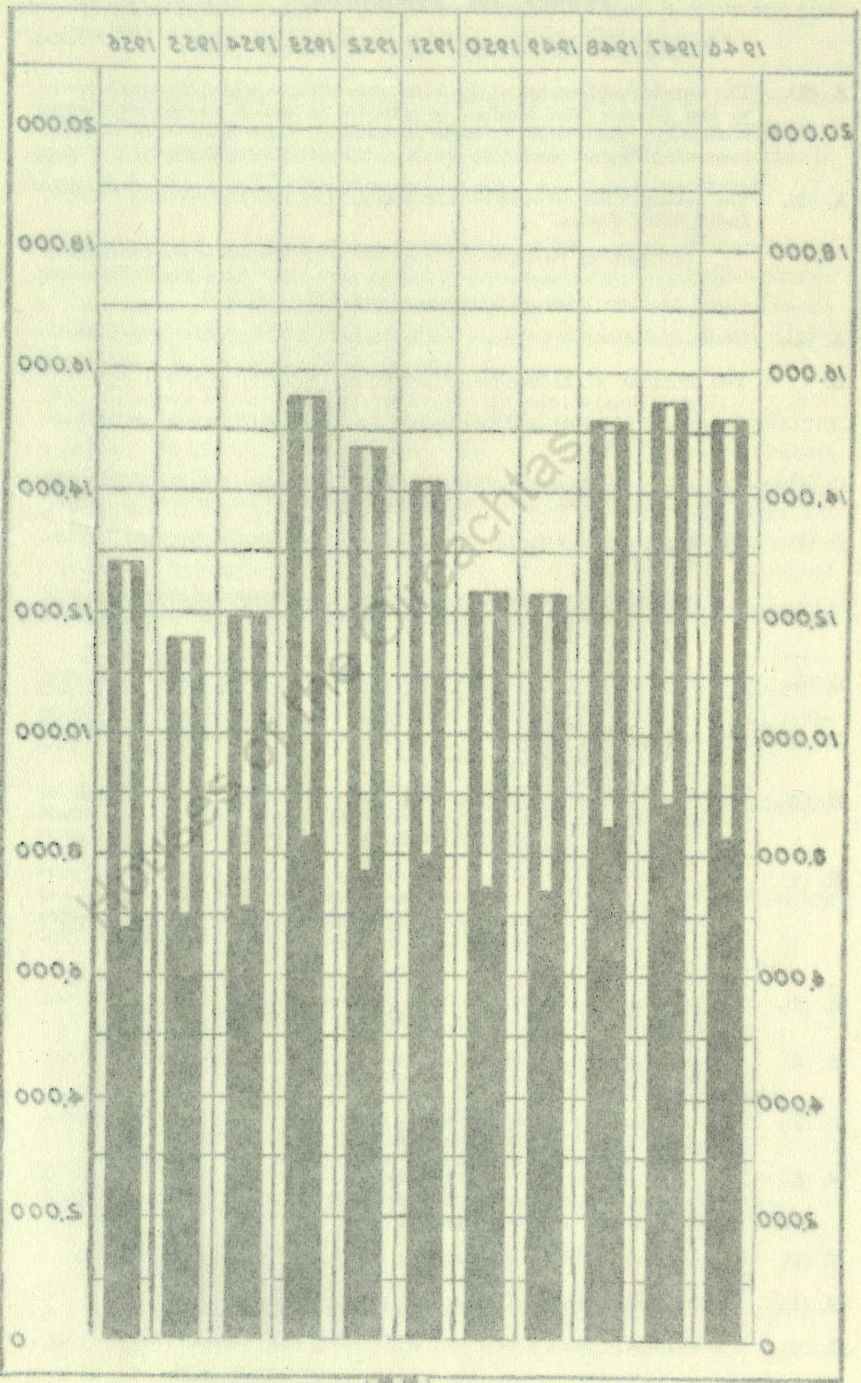
- A. (1) The number and nature of the indictable offences which became known to the Police, the number of offences in which proceedings were instituted, the results of such proceedings, the number of persons in respect of whom proceedings were instituted, the results of such proceedings, and the value of property stolen and recovered.
- A. (2) The details of the offences recorded in A. (1) under the heading "Other Indictable Offences."
- In addition, particulars are given of the results of proceedings in respect of the cases shown under the heading in A. (1) "Offences Disposed of," and the value of property stolen and recovered.
- A. (3) Graph of Indictable Offences and Detentions during years 1910-1932.
- B. The number of Indictable Offences, by groups, reported by each Garda Division, and by the Garda Districts of the Cities of Cork, Dublin, Limerick and Waterford, and the number and percentage of persons arrested.
- C. (1) The number of persons proceeded against for non-indictable offences, the nature of the offences and the results of proceedings.
- C. (2) The details of the offences recorded in C. (1) under the heading "Other Indictable Offences."
- In addition, particulars are given of the results of proceedings in respect of the cases shown under the heading "Offences Disposed of," in C. (1).
- C. (3) Graph of Non-Indictable Offences during years 1910-1932.
- D. (1) The number, sex and age of persons convicted of Indictable Offences, and the nature of the offences.
- D. (2) The number, sex and age of persons charged with indictable offences in respect of whom the charges were held proved and to whom dealt with under the Probation of Offenders Act, 1926.
- E. (1) The number of persons—Males and Females—not exceeding 16 years of age dealt with for Indictable Offences, the nature of the offences, the results of the proceedings, the repeat penalties of such persons, offences were committed and the value of property stolen and recovered.
- E. (2) The sex, age and occupation of the persons charged; previous criminal history (if any) and school attendance record.
- E. (3) The social and other circumstances of the offenders which are considered to have a bearing on their delinquency.
- F. (1) The number of juvenile offenders dealt with for indictable offences, and the nature of the offences, in each Garda Division.
- F. (2) In respect of juvenile offenders dealt with under the Probation of Offenders Act, the number of times charged and the number of times the Probation Act was applied.
- F. (3) The approximate weekly income to the homes of juvenile offenders.
- G. (1) The results of proceedings in cases pending from 1932.
- G. (2) Proceedings in cases which were reported in 1932 and disposed in 1933.

INDICTABLE CRIME. APPENDIX A.3.



CRIME RECORDED
 CRIME DETECTED
REFERENCE.

INDICIBLE CRIME. APPENDIX A.3



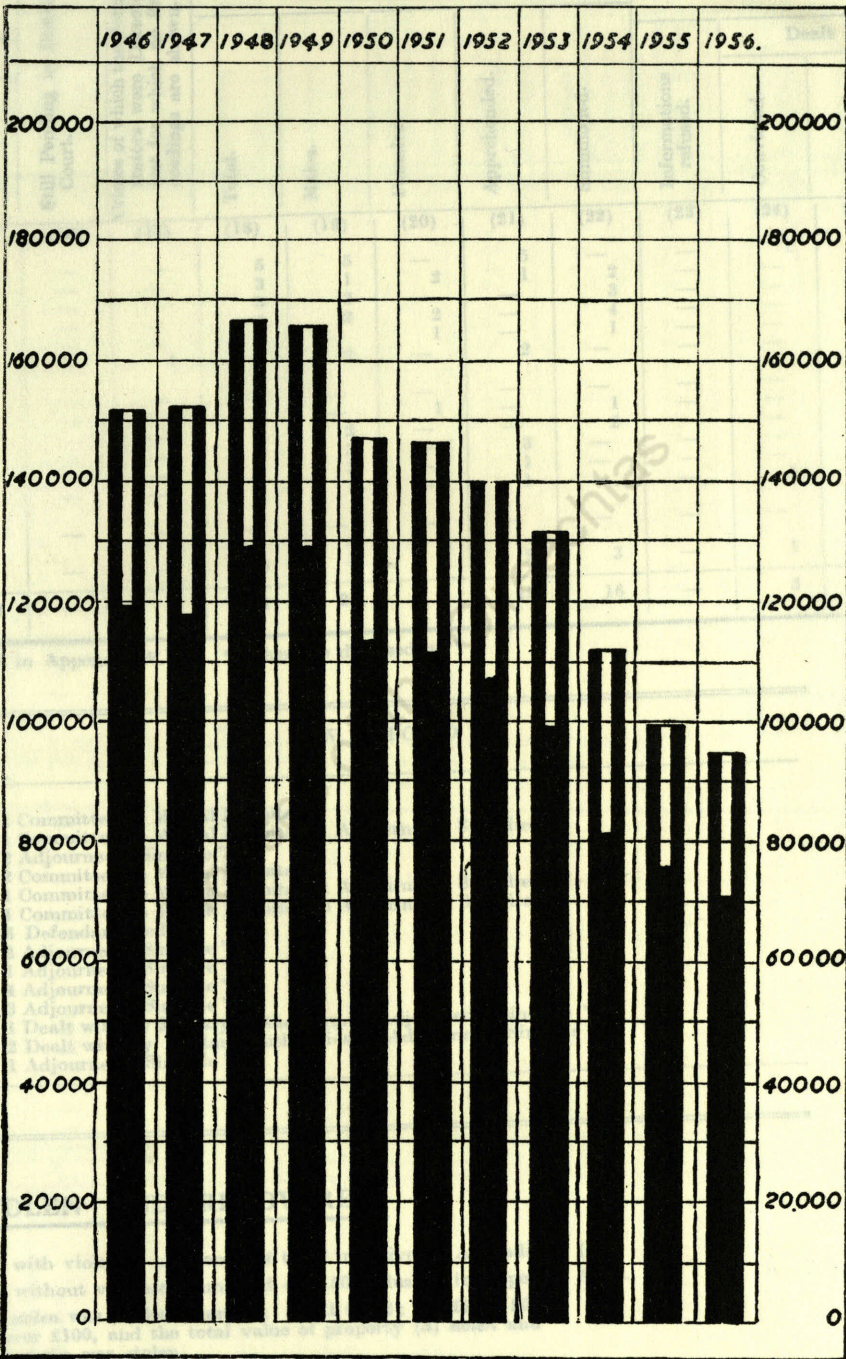
CRIME RECORDED

CRIME DETECTED



REFERENCE

NON INDICTABLE OFFENCES.

APPENDIX C. 3.

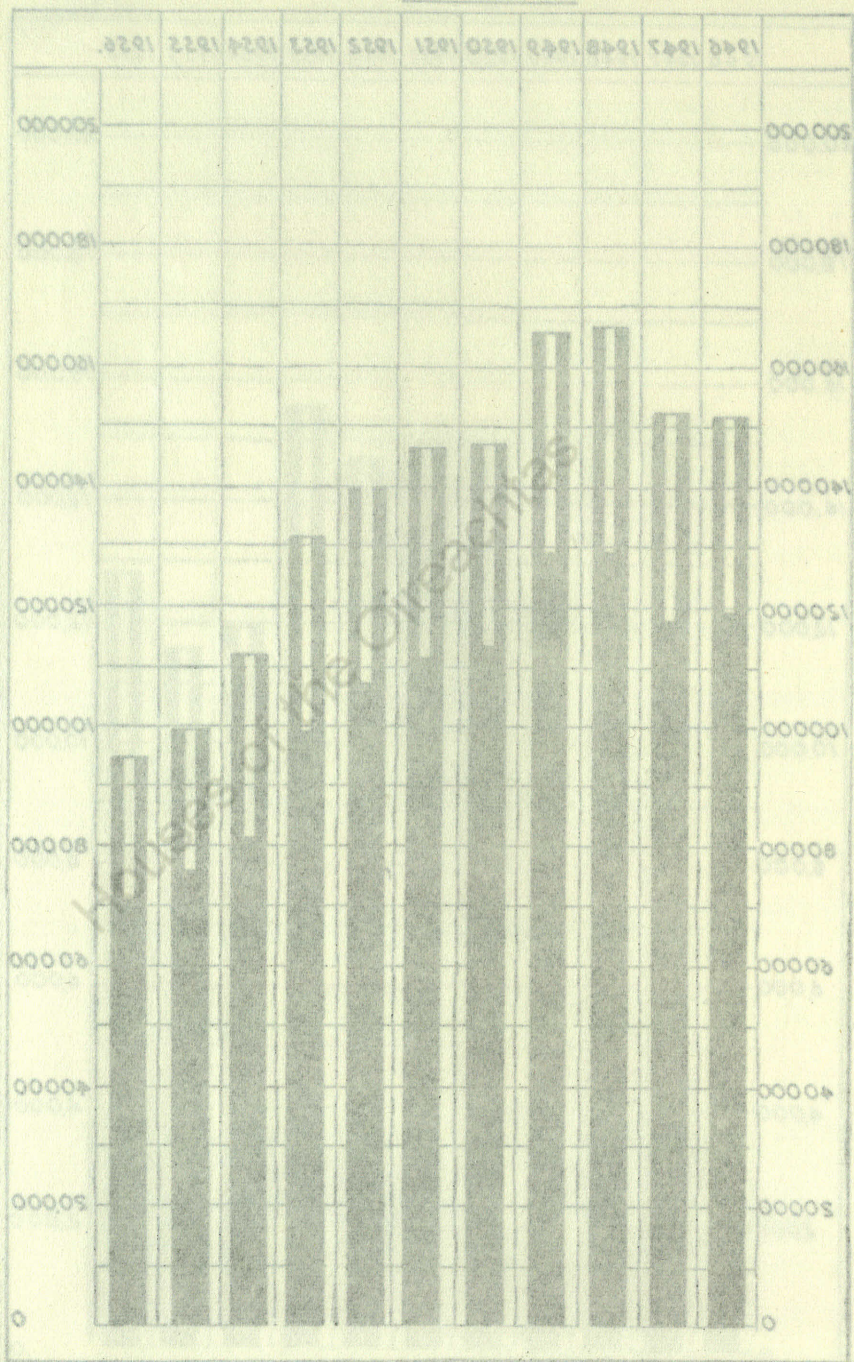


REFERENCE

 PERSONS PROSECUTED.
 CONVICTIONS.

NON INDICTABLE OFFENCES

APPENDIX C.3.



PERSONS PROSECUTED
 CONVICTIONS

REFERENCE

APPENDIX B.

Table showing by groups in respect of each Garda Division and the Garda Districts of the cities of Cork, Limerick, Waterford and Galway, the number of Indictable Offences and the number and percentage of Detections in the year 1956.

DIVISION	(GROUP I) Offences against the Person		(GROUP II) Offences against Property with Violence		(GROUP III) Offences against Property without Violence		(GROUP IV) Other Indictable Offences		Total Indictable Offences	Number of Detections	Percentage of Detections
	Recorded	Detected	Recorded	Detected	Recorded	Detected	Recorded	Detected			
Carlow/Kildare	27	27	95	73	250	189	3	3	375	292	78%
Cavan/Monaghan	20	20	55	43	129	120	5	5	209	188	90%
Clare	11	10	31	27	47	45	—	—	89	82	92%
Cork, E.R.	38	36	174	145	569	514	22	21	803	716	89%
Cork, W.R.	10	8	22	16	69	67	2	2	103	93	90%
Donegal	26	26	51	36	114	111	—	—	191	173	91%
Dublin Metropolitan	100	72	1,168	866	5,789	1,829	63	50	7,120	2,817	40%
Dublin/Wicklow	71	68	351	268	455	367	21	20	898	723	81%
Galway, W.R.	26	26	45	32	208	180	6	6	285	244	86%
Kerry	17	12	50	40	127	116	7	7	201	175	87%
Leix/Offaly	10	10	38	20	92	86	2	2	142	118	83%
Limerick	30	29	90	74	290	277	13	11	423	391	92%
Longford/Westmeath	17	16	47	41	141	121	5	5	210	183	87%
Louth/Meath	18	18	91	73	193	171	12	12	314	274	87%
Mayo	27	26	54	48	113	110	1	1	195	185	95%
Roscommon/Galway E.R.	16	15	27	16	77	68	2	2	122	101	83%
Sligo/Leitrim	6	6	39	30	67	62	3	3	115	101	88%
Tipperary	22	20	87	73	202	192	6	5	317	290	91%
Waterford/Kilkenny	24	23	102	78	277	213	4	4	407	318	78%
Wexford	26	23	78	64	156	136	3	3	263	226	86%
TOTALS											
Whole Country	542	491	2,695	2,063	9,365	4,974	180	162	12,782	7,690	60%
Excluding Dublin Metropolitan	442	419	1,427	1,197	3,576	3,145	117	112	5,662	4,873	86%
DISTRICTS											
Cork	17	15	117	96	417	374	19	18	570	503	88%
Limerick	12	12	63	54	204	193	13	12	292	271	93%
Waterford	5	5	37	28	105	71	3	3	150	107	71%
Galway	9	9	26	18	133	111	4	4	172	142	83%

HOW DISPOSED OF

(1) OFFENCES (Nature of Offence and Act and Section under which Proceedings taken—in respect of Offences included on line "Other Offences" in Appendix C (1)).	(2) Persons proceeded against.		(3) Apprehended	(4) Summoned	(5) Charge withdrawn or dismissed.	Charge proved—Order made <i>without</i> Conviction for					(11) Number convicted	Imprisonment <i>without</i> option of Fine.			CONVICTED.						(21) Otherwise disposed of.*	
	TOTAL	Male				Female	(6) Dismissal	(7) Recognizances	(8) Probation	(9) Committal to Industrial School		(10) Committal to Custody of Relative, &c.	(12) Total, (13) Over 1 month, (14) 1 month and under			(15) Place of Detention or Police Station	(16) Reformatory School	(17) Whipping	(18) Fine	(19) Recognizances		(20) Otherwise disposed of. †
													Total	Over 1 month	1 month and under							
Conduct calculated to lead to a Breach of the Peace (Common Law)	88	88	—	2	86	34	17	6	—	—	31	—	—	—	—	—	—	17	14	—	—	
Disorderly Behaviour (Common Law)	22	22	—	9	13	—	10	—	—	—	12	—	—	—	—	—	—	11	1	—	—	
Merchandise Marks Act, 1887, S. 2	1	1	—	—	1	—	—	—	—	—	—	—	—	—	—	—	—	—	—	—	—	
Foreshore Act, 1933, S. 7	2	2	—	—	2	—	—	—	—	—	2	—	—	—	—	—	—	2	—	—	—	
Bates on Agricultural Land Relief Act, 1939, S. 22	10	9	1	—	10	—	1	—	—	—	7	—	—	—	—	—	—	—	—	—	—	
Post Office Act, 1908, S. 63	1	1	—	1	—	—	—	—	—	—	1	—	—	—	—	—	—	—	—	—	—	
Post Office Act, 1908, S. 67	1	1	—	—	1	—	—	—	—	—	—	—	—	—	—	—	—	—	—	—	—	
Post Office Amendment Act, 1951, S. 13	5	1	4	—	5	4	—	—	—	—	1	—	—	—	—	—	—	1	—	—	—	
Gas Work Clauses Act, 1874, S. 18	1	1	—	—	1	—	—	—	—	—	1	—	—	—	—	—	—	—	—	—	—	
Business Names Act, 1916, S. 7	1	1	—	—	1	—	—	—	—	—	1	—	—	—	—	—	—	—	—	—	—	
Social Welfare Act, 1952, S. 52	6	5	1	—	6	1	—	—	—	—	5	2	—	—	—	—	—	3	—	—	—	
Fire Brigade Act, 1940, S. 9	1	—	1	—	1	1	—	—	—	—	—	—	—	—	—	—	—	—	—	—	—	
Making False Declaration—Children's Allowances Act, 1944, S. 12	1	1	—	—	1	—	1	—	—	—	—	—	—	—	—	—	—	—	—	—	—	
Pigs, Unsuitable type Order, 1951, Art. 3	1	1	—	—	1	—	—	—	—	—	—	—	—	—	—	—	—	—	—	—	—	
Enforcement of Court Orders Act, 1926, S. 25	4	3	1	—	4	2	1	—	—	—	1	—	—	—	—	—	—	1	—	—	1	
TOTAL	145	137	8	12	133	46	30	6	—	—	62	2	—	2	—	—	—	45	15	—	1	

† Particulars of Persons included in Column 20, Appendix C (1), "Otherwise disposed of."

OFFENCES	Act and Section under which Proceedings taken	Number of Offenders		SENTENCE, ORDER, &c.
		Children and Young Persons	Other Persons	
Assaults (Common)	Offences against the Person Act, 1861, S. 42.	—	3	2 Adjourned "Sine die". 1 Suspensory sentence of one month's imprisonment imposed.
TOTAL			3	

* Particulars of Persons included in Column 21, in Appendix C (1) "Otherwise disposed of."

OFFENCES	Act and Section under which Proceedings taken	Number of Offenders		HOW DISPOSED OF
		Children and Young Persons	Other Persons	
Education and School Attendance Acts	School Attendance Act, 1926, S. 17.	—	2	Adjourned "Sine die".
Drunkenness with Aggravations	Licensing Act, 1872, S. 12.	—	2	Adjourned "Sine die".
Offences against Closing Regulations	Intoxicating Liquor Act, 1927, S. 2 (3).	—	1	Adjourned "Sine die".
Other offences against Intoxicating Liquor laws	Intoxicating Liquor Act, 1927, S. 17 (1).	—	14	Adjourned "Sine die".
Other Offences—Taking unlawful possession of house	Enforcement of Court Orders Act, 1926, S. 25.	—	1	Ordered to leave house.
TOTAL			20	

1956.

INDICTABLE OFFENCES.—SEX AND AGE OF PERSONS AGAINST WHOM CHARGES WERE PROVED AND ORDERS MADE WITHOUT CONVICTION. APPENDIX D (2).

(1) NATURE OF OFFENCES.	(2) Total	SEX		AGE.													
		(3) Males.	(4) Females.	(5) Under 14 years.		(6) 14 to 16.		(7) 16 to 18.		(8) 18 to 21.		(9) 21 to 30.		(10) 30 to 40.		(11) Above 40 years.	
				M.	F.	M.	F.	M.	F.	M.	F.	M.	F.	M.	F.	M.	F.
6. Assault, Wounding and other like Offences (Misdemeanours) ...	36	32	4	—	—	2	—	1	—	5	—	11	—	5	1	8	3
17. Indecent Assaults on Females ...	11	11	—	—	—	3	—	3	—	2	—	1	—	—	—	2	—
24. Sacrilege (including Larceny from Donation Boxes) ...	26	26	—	13	—	8	—	5	—	—	—	—	—	—	—	—	—
25. Burglary ...	24	23	1	2	—	5	—	6	—	4	—	5	—	1	1	—	—
26. Housebreaking (Dwelling Houses) ...	202	193	9	96	5	49	1	27	2	12	1	4	—	3	—	—	—
27. Breaking into Shops, Warehouses, &c. ...	393	387	6	152	2	102	2	69	—	35	1	19	—	7	1	2	—
28. Attempts to break into Houses, Shops, Warehouses, &c. ...	11	11	—	2	—	5	—	2	—	—	—	1	—	1	—	—	—
29. Entering with intent to commit Felony ...	—	—	—	—	—	—	—	—	—	—	—	—	—	—	—	—	—
30. Possession of Housebreaking Tools, &c. ...	3	3	—	—	—	—	—	3	—	—	—	—	—	—	—	—	—
39. Other Malicious Injuries to Property ...	15	15	—	7	—	4	—	3	—	1	—	—	—	—	—	—	—
40. Larceny of Horses, Cattle and Sheep ...	4	4	—	—	—	—	—	—	—	—	—	—	—	—	—	—	—
41. Larceny from the Person ...	19	14	5	8	—	3	1	1	1	2	1	1	—	—	—	1	—
42. Larceny in House to value of £5, or with menaces ...	65	41	24	15	2	6	2	7	2	4	1	3	6	4	6	1	2
43. Larceny from Dwelling House by Employees ...	39	10	29	1	—	2	9	5	6	—	12	1	—	1	—	—	1
45. Larceny of Motor Vehicles ...	—	—	—	—	—	—	—	—	—	—	—	—	—	—	—	—	—
46. Larceny of Pedal Cycles ...	99	92	7	31	2	25	1	18	2	10	—	6	—	2	—	—	2
47. Larceny from Unattended Vehicles ...	146	141	5	62	2	30	—	17	—	8	1	15	—	4	—	5	2
48. Larceny from Shops and Stalls ...	216	158	58	61	11	38	7	19	4	14	6	11	6	8	11	7	13
49. Other Larcenies (exceeding £5 in value) ...	200	175	25	28	5	40	5	34	5	25	1	20	4	15	2	13	3
50. Other Larcenies (not exceeding £5 in value) ...	587	503	84	131	18	110	14	95	12	47	15	41	11	33	6	46	8
51. Embezzlement ...	9	8	1	1	—	2	1	2	1	1	—	2	—	—	—	2	—
52. Obtaining Goods, &c., by False Pretences ...	22	18	4	13	—	3	—	2	1	1	1	3	1	1	—	5	1
55. Receiving Stolen Goods ...	68	55	13	13	—	12	—	10	—	8	2	5	—	7	2	2	9
60. Riot or Unlawful Assembly ...	—	—	—	—	—	—	—	—	—	—	—	—	—	—	—	—	—
63. Indecent Exposure (Public Indecency) ...	1	1	—	—	—	—	—	—	—	—	—	—	—	—	—	—	—
65. Suicide—Attempting to commit ...	2	1	1	—	—	—	—	—	—	—	—	1	—	—	—	—	—
8. Endangering Railway Passengers ...	1	1	—	—	—	—	—	—	—	—	—	—	—	—	—	—	—
10. Intimidation by Threatening Letters, Notices, etc. ...	1	1	—	—	—	1	—	—	—	—	—	—	—	—	—	—	—
12. Abandoning Children under two years ...	3	1	2	—	—	—	—	—	—	—	—	—	—	1	2	—	—
14. Concealment of Birth ...	5	—	5	—	—	—	—	—	1	—	2	—	—	—	2	—	—
15. Unnatural Offences and Attempts ...	8	8	—	—	—	1	—	—	—	—	—	2	—	—	—	5	—
19. Defilement of Girls between 15 and 17 years ...	1	1	—	—	—	—	—	—	—	—	—	1	—	—	—	—	—
22. Abduction ...	1	1	—	—	—	—	—	—	—	—	—	1	—	—	—	—	—
32. Robbery and Assaults with intent to Rob ...	7	7	—	5	—	1	—	1	—	—	—	—	—	—	—	—	—
36. Arson ...	8	8	—	3	—	3	—	—	—	—	—	1	—	1	—	—	—
38. Malicious Use, Manufacture or Possession of Explosives ...	1	1	—	—	—	—	—	—	—	—	—	—	—	—	—	—	—
53. Frauds by Agents, Trustees, Directors, etc. ...	2	2	—	—	—	—	—	—	—	—	—	—	—	—	—	—	—
54. Other Frauds ...	2	1	1	—	—	—	—	—	—	—	—	1	1	1	—	—	—
56. Forgery and Uttering ...	19	13	6	—	2	2	1	1	2	5	1	—	—	3	—	—	—
66. Other Indictable Offences:—	—	—	—	—	—	—	—	—	—	—	—	—	—	—	—	—	—
Effecting a Public Mischief (Common Law) ...	2	—	2	—	—	—	—	—	1	—	—	—	—	—	—	—	1
Forcible Entry and Detainer (Common Law) ...	1	1	—	—	—	—	—	—	—	—	—	—	—	—	—	—	—
Publishing Defamatory Libel (Libel Act, 1843, S. 3) ...	1	—	1	—	—	—	—	—	—	—	—	—	—	—	—	—	1
TOTAL ...	2,261	1,968	293	632	49	455	43	332	40	186	48	158	31	99	35	106	47

†Titles of Offences as given in Appendix A.

JUVENILES CHARGED IN COURTS.

TABLE SHOWING, BY OFFENCES, THE NUMBER OF JUVENILE OFFENDERS
IN EACH GÁRDA DIVISION IN YEAR, 1956.

Division	Burglary	Housebreaking	Larceny of Pedal Cycles	Larcenies from Unattended Vehicles	Larcenies from Shops and Stalls	Other Larcenies (exceeding £5 in value)	Other Larcenies (not exceeding £5 in value)	Malicious Damage to Property	Other Indictable Offences	Total year 1956	Total year 1955
Carlow/Kildare	...	22	—	6	10	2	23	2	1	66	73
Cavan/Monaghan	1	12	1	2	1	2	10	1	3	34	39
Clare	...	10	1	—	1	6	6	1	1	26	39
Cork, E.R.	4	73	7	13	27	23	58	8	8	221	204
Cork, W.R.	—	3	—	2	1	6	4	—	—	16	29
Donegal	...	25	—	4	2	6	6	1	7	51	37
Dublin Metropolitan	6	444	65	56	124	119	248	7	59	1,128	905
Dublin/Wicklow	2	119	3	16	21	15	54	6	18	254	187
Galway, W.R.	—	8	2	3	10	5	8	1	4	41	40
Kerry	—	21	—	—	7	5	7	1	2	43	52
Leix/Offaly	1	7	1	5	2	1	5	2	7	31	27
Limerick	3	55	3	16	16	7	24	—	10	134	120
Longford/Westmeath	—	27	1	1	4	4	5	—	2	44	22
Louth/Meath	1	29	3	2	6	9	23	2	2	77	54
Mayo	1	11	—	—	1	4	5	—	1	25	35
Roscommon/Galway, E.R.	2	4	—	5	1	1	6	—	—	19	9
Sligo/Leitrim	—	12	—	1	—	2	5	—	—	20	29
Tipperary	2	26	1	6	—	8	21	1	13	92	111
Waterford/Kilkenny	2	38	8	11	14	5	20	2	6	106	93
Wexford	2	9	2	6	5	4	6	2	3	39	33
TOTALS, 1956	27	955	101	155	267	234	544	37	147	2,467	—
TOTALS, 1955	20	844	76	108	255	191	500	52	92	—	2,138

Note :
Number of Juveniles Charged in Courts : ...
Number of Juveniles Cautioned by Garda without proceedings ...

	Year 1956	Year 1955
Number of Juveniles Charged in Courts : ...	2,467	2,138
Number of Juveniles Cautioned by Garda without proceedings ...	619	508
Total	3,086	2,646

1956.

JUVENILE OFFENDERS.

APPENDIX F (2).

JUVENILES CHARGED WITH INDICTABLE OFFENCES AND RELEASED UNDER THE PROBATION OF OFFENDERS ACT, IN THE YEAR 1956.

	Number Charged	Number Released under the Probation of Offenders Act, 1907	Released under Probation Act.			
			First Time	Second Time	Third Time	Fourth Time or oftener
Total :						
Whole Country	2,467	1,420	—	—	—	—
Dublin Metropolitan Area	1,128	633	—	—	—	—
Outside Dublin Metropolitan Area	1,339	787	—	—	—	—
Charged for 1st Time :						
Whole Country	1,710	—	1,114	—	—	—
Dublin Metropolitan Area	734	—	644	—	—	—
Outside Dublin Metropolitan Area	976	—	—	—	—	—
Charged for 2nd Time :						
Whole Country	486	—	62	168	—	—
Dublin Metropolitan Area	244	—	34	88	—	—
Outside Dublin Metropolitan Area	242	—	28	80	—	—
Charged for 3rd Time :						
Whole Country	165	—	7	21	25	—
Dublin Metropolitan Area	96	—	3	13	14	—
Outside Dublin Metropolitan Area	69	—	4	8	11	—
Charged for 4th Time or oftener :						
Whole Country	106	—	1	3	7	12
Dublin Metropolitan Area	54	—	1	3	4	3
Outside Dublin Metropolitan Area	52	—	—	—	3	9

1956.

APPENDIX F (3).

JUVENILE OFFENDERS, 1956—APPROXIMATE WEEKLY FAMILY INCOME.

Offence Charged	Under £2	£2 to £4	£4 to £6	£6 to £8	over £8.	Not ascertainable	Total
Burglary	2	5	7	3	9	1	27
Housebreaking	16	110	179	221	407	22	955
Larceny of Pedal Cycles	—	16	13	25	45	2	101
Larcenies from unattended Vehicles	2	17	26	41	67	2	155
Larcenies from Shops and Stalls	3	30	49	74	109	2	267
Other Larcenies (exceeding £5 in value)	1	18	52	59	97	7	234
Other Larcenies (not exceeding £5 in value)	12	48	88	153	226	17	544
Malicious Damage to Property	1	4	4	10	17	1	37
Other Indictable Offences	2	14	18	45	64	4	147
TOTALS	39	262	436	631	1,041	58	2,467

INDICTABLE OFFENCES.—Result of Proceedings in Cases in which, and against persons in respect of whom, proceedings were shown pending in Appendix A. for the year 1955.

NATURE OF OFFENCES. (1)	Number of Cases in which Proceedings were shown Pending. (2)	RESULT OF PROCEEDINGS IN CASES.										Number of Persons against whom Proceedings were shown Pending. (14)	RESULT OF PROCEEDINGS AGAINST PERSONS.										No. of Cases in which Proceedings still shown pending. (26)	No. of Persons against whom proceedings still shown pending. (27)				
		Informations refused. (3)	Dealt with on Indictment and					Dealt with Summarily and					Informations refused. (15)	Dealt with on Indictment and					Dealt with Summarily and									
			Convicted. (4)	Acquitted. (5)	Found Insane and Incapable of Pleading. (6)	Nolle Prosequi entered. (7)	*Otherwise disposed of. (8)	Convicted. (9)	Acquitted. (10)	Charge proved and order made without conviction. (11)	Charge Withdrawn. (12)			*Otherwise disposed of. (13)	Convicted. (16)	Acquitted. (17)	Found Insane and Incapable of Pleading. (18)	Nolle Prosequi entered. (19)	Otherwise disposed of. (20)	Convicted. (21)	Acquitted. (22)	Charge proved and order made without conviction. (23)			Charge Withdrawn. (24)	Otherwise disposed of. (25)		
GROUP I.—OFFENCES AGAINST THE PERSON.																												
1. Murder (of Persons aged above one year) ...	—	—	—	—	—	—	—	—	—	—	—	—	—	—	—	—	—	—	—	—	—	—	—	—	—	—	—	—
1. Murder (of Infants aged one year and under) ...	—	—	—	—	—	—	—	—	—	—	—	—	—	—	—	—	—	—	—	—	—	—	—	—	—	—	—	—
2. Infanticide ...	—	—	—	—	—	—	—	—	—	—	—	—	—	—	—	—	—	—	—	—	—	—	—	—	—	—	—	—
2. Attempt to Murder ...	—	—	—	—	—	—	—	—	—	—	—	—	—	—	—	—	—	—	—	—	—	—	—	—	—	—	—	—
3. Threats, Conspiracy, or Incitement to Murder ...	—	—	—	—	—	—	—	—	—	—	—	—	—	—	—	—	—	—	—	—	—	—	—	—	—	—	—	—
4. Manslaughter (other than Traffic Fatalities) ...	1	—	—	1	—	—	—	—	—	—	—	—	—	—	—	—	—	—	—	—	—	—	—	—	—	—	—	—
4. Manslaughter (Traffic Fatalities) ...	3	—	—	—	—	—	—	—	—	—	—	—	—	—	—	—	—	—	—	—	—	—	—	—	—	—	—	—
5. Wounding and other Acts endangering Life (Felonies) ...	1	—	—	1	—	—	—	—	—	—	—	—	—	—	—	—	—	—	—	—	—	—	—	—	—	—	—	—
6. Assault, Wounding and other like Offences (Misdemeanours) ...	8	2	3	1	—	—	—	—	—	—	—	—	—	—	—	—	—	—	—	—	—	—	—	—	—	—	—	—
7. Possession of Firearms with intent to endanger life ...	—	—	—	—	—	—	—	—	—	—	—	—	—	—	—	—	—	—	—	—	—	—	—	—	—	—	—	—
8. Endangering Railway Passengers ...	—	—	—	—	—	—	—	—	—	—	—	—	—	—	—	—	—	—	—	—	—	—	—	—	—	—	—	—
9. Intimidation and Molestation ...	1	—	—	—	—	—	—	—	—	—	—	—	—	—	—	—	—	—	—	—	—	—	—	—	—	—	—	—
10. Intimidation by Threatening Letters, Notices, etc. ...	—	—	—	—	—	—	—	—	—	—	—	—	—	—	—	—	—	—	—	—	—	—	—	—	—	—	—	—
11. Cruelty to or Neglect of Children ...	—	—	—	—	—	—	—	—	—	—	—	—	—	—	—	—	—	—	—	—	—	—	—	—	—	—	—	—
12. Abandoning Children under two years ...	—	—	—	—	—	—	—	—	—	—	—	—	—	—	—	—	—	—	—	—	—	—	—	—	—	—	—	—
13. Procuring Abortion ...	—	—	—	—	—	—	—	—	—	—	—	—	—	—	—	—	—	—	—	—	—	—	—	—	—	—	—	—
14. Concealment of Birth ...	—	—	—	—	—	—	—	—	—	—	—	—	—	—	—	—	—	—	—	—	—	—	—	—	—	—	—	—
15. Unnatural Offences and Attempts ...	2	1	—	—	—	—	—	—	—	—	—	—	—	—	—	—	—	—	—	—	—	—	—	—	—	—	—	—
16. Rape ...	—	—	—	—	—	—	—	—	—	—	—	—	—	—	—	—	—	—	—	—	—	—	—	—	—	—	—	—
17. Indecent Assaults on Females ...	1	—	—	—	—	—	—	—	—	—	—	—	—	—	—	—	—	—	—	—	—	—	—	—	—	—	—	—
18. Defilement of Girls under 15 years ...	—	—	—	—	—	—	—	—	—	—	—	—	—	—	—	—	—	—	—	—	—	—	—	—	—	—	—	—
19. Defilement of Girls between 15 and 17 years ...	1	—	—	—	—	—	—	—	—	—	—	—	—	—	—	—	—	—	—	—	—	—	—	—	—	—	—	—
20. Incest ...	—	—	—	—	—	—	—	—	—	—	—	—	—	—	—	—	—	—	—	—	—	—	—	—	—	—	—	—
21. Procurement ...	—	—	—	—	—	—	—	—	—	—	—	—	—	—	—	—	—	—	—	—	—	—	—	—	—	—	—	—
22. Abduction ...	—	—	—	—	—	—	—	—	—	—	—	—	—	—	—	—	—	—	—	—	—	—	—	—	—	—	—	—
23. Bigamy ...	—	—	—	—	—	—	—	—	—	—	—	—	—	—	—	—	—	—	—	—	—	—	—	—	—	—	—	—
TOTAL (GROUP I.) ...	18	3	4	7	—	—	—	1	—	—	1	1	31	3	4	6	—	—	—	—	2	—	1	13	1	1	1	1
GROUP II.—OFFENCES AGAINST PROPERTY WITH VIOLENCE.																												
24. Sacrilege (including Larceny from Donation Boxes) ...	3	—	—	—	—	—	—	—	—	—	—	—	—	—	—	—	—	—	—	—	—	—	—	—	—	—	—	—
25. Burglary ...	6	—	—	—	—	—	—	—	—	—	—	—	—	—	—	—	—	—	—	—	—	—	—	—	—	—	—	—
26. Housebreaking (Dwelling-houses) ...	24	—	—	—	—	—	—	—	—	—	—	—	—	—	—	—	—	—	—	—	—	—	—	—	—	—	—	—
27. Breaking into Shops, Warehouses, etc. ...	27	1	2	—	—	—	—	—	—	—	—	—	—	—	—	—	—	—	—	—	—	—	—	—	—	—	—	—
28. Attempts to break into Houses, Shops, Warehouses, etc. ...	1	—	—	—	—	—	—	—	—	—	—	—	—	—	—	—	—	—	—	—	—	—	—	—	—	—	—	—
29. Entering with intent to commit Felony (Larceny Act, 1916, s. 27) ...	—	—	—	—	—	—	—	—	—	—	—	—	—	—	—	—	—	—	—	—	—	—	—	—	—	—	—	—
30. Possession of Housebreaking Tools, etc. ...	2	—	—	—	—	—	—	—	—	—	—	—	—	—	—	—	—	—	—	—	—	—	—	—	—	—	—	—
31. Robbery with Arms ...	—	—	—	—	—	—	—	—	—	—	—	—	—	—	—	—	—	—	—	—	—	—	—	—	—	—	—	—
32. Robbery and Assaults with intent to Rob ...	—	—	—	—	—	—	—	—	—	—	—	—	—	—	—	—	—	—	—	—	—	—	—	—	—	—	—	—
33. Demand or Robbery of Arms ...	—	—	—	—	—	—	—	—	—	—	—	—	—	—	—	—	—	—	—	—	—	—	—	—	—	—	—	—
34. Assaulting Dwelling-houses (by firing shots into them, or by use of Explosives) ...	—	—	—	—	—	—	—	—	—	—	—	—	—	—	—	—	—	—	—	—	—	—	—	—	—	—	—	—
35. Threatening to Publish or Publishing with intent to Extort ...	—	—	—	—	—	—	—	—	—	—	—	—	—	—	—	—	—	—	—	—	—	—	—	—	—	—	—	—
36. Arson ...	1	—	—	—	—	—	—	—	—	—	—	—	—	—	—	—	—	—	—	—	—	—	—	—	—	—	—	—
37. Killing and Maiming Cattle ...	—	—	—	—	—	—	—	—	—	—	—	—	—	—	—	—	—	—	—	—	—	—	—	—	—	—	—	—
38. Malicious Use, Manufacture, or Possession of Explosives ...	—	—	—	—	—	—	—	—	—	—	—	—	—	—	—	—	—	—	—	—	—	—	—	—	—	—	—	—
39. Other Malicious Injuries to Property ...	1	—	—	—	—	—	—	—	—	—	—	—	—	—	—	—	—	—	—	—	—	—	—	—	—	—	—	—
TOTAL (GROUP II.) ...	65	1	2	—	—	—	—	10	1	36	2	4	76	2	3	—	—	1	1	11	2	44	3	1	9	8	—	
GROUP III.—OFFENCES AGAINST PROPERTY WITHOUT VIOLENCE.																												
40. Larceny of Horses, Cattle, and Sheep ...	—	—	—	—	—	—	—	—	—	—	—	—	—	—	—	—	—	—	—	—	—	—	—	—	—	—	—	—
41. Larceny from the Person ...	3	—	—	—	—	—	—	—	—	—	—	—	—	—	—	—	—	—	—	—	—	—	—	—	—	—	—	—
42. Larceny in House to value of £5, or with menaces ...	12	—	—	—	—	—	—	—	—	—	—	—	—	—	—	—	—	—	—	—	—	—	—	—	—	—	—	—
43. Larceny from Dwelling-houses by Employees ...	2	—	—	—	—	—	—	—	—	—	—	—	—	—	—	—	—	—	—	—	—	—	—	—	—	—	—	—
44. Larceny of Explosives ...	—	—	—	—	—	—	—	—	—	—	—	—	—	—	—	—	—	—	—	—	—	—	—	—	—	—	—	—
45. Larceny of Motor Vehicles ...	2	—	—	—	—	—	—	—	—	—	—	—	—	—	—	—	—	—	—	—	—	—	—	—	—	—	—	—
46. Larceny of Pedal Cycles ...	15	—	—	—	—	—	—	—	—	—	—	—	—	—	—	—	—	—	—	—	—	—	—	—	—	—	—	—
47. Larceny from Unattended Vehicles ...	71	—	—	—	—	—																						

1956.

INDICTABLE OFFENCES shown as undetected in Appendix A. for year 1955 and in which proceedings were instituted during the year 1956.

APPENDIX G (2)

NATURE OF OFFENCES. (Title of Offences as shown in Appendix (A))	Number of Offences previously shown Undetected, in which Proceedings were instituted during year 1956.	RESULT OF PROCEEDINGS IN CASES.													Crimes of which the Perpetrators were Detected but for which no Proceedings are shown.	PERSONS PROCEEDED AGAINST.					RESULT OF PROCEEDINGS AGAINST PERSONS												
		Informations refused.	Dealt with on Indictment and					Dealt with Summarily and					Total.	Males.		Females.	Apprehended.	Summoned.	Informations refused.	Dealt with on Indictment and					Dealt with Summarily and								
			Convicted.	Acquitted.	Found Inane and Incapable of Pleading.	Nolle Prosequi entered.	*Otherwise disposed of.	Committed for Trial and still awaiting Trial.	Convicted.	Acquitted.	Charge proved and order made with-out conviction.	Charge Withdrawn.								*Otherwise disposed of.	Still Pending in District Court.	Convicted.	Acquitted.	Found Inane and Incapable of Pleading.	Nolle Prosequi entered.	Otherwise disposed of.	Committed for Trial and still awaiting Trial.	Convicted.	Acquitted.	Charge proved and order made with-out conviction.	Charge Withdrawn.	Otherwise disposed of.	Still Pending in District Court.
(1)	(2)	(3)	(4)	(5)	(6)	(7)	(8)	(9)	(10)	(11)	(12)	(13)	(14)	(15)	(16)	(17)	(18)	(19)	(20)	(21)	(22)	(23)	(24)	(25)	(26)	(27)	(28)	(29)	(30)	(31)	(32)	(33)	(34)
6. Assault, Wounding and other like offences (Misdemeanours)	1	—	—	—	—	—	—	—	1	—	—	—	—	—	1	1	—	—	—	—	—	—	—	—	—	—	—	—	—	—	—	—	
27. Breaking into Shops, Warehouses	5	—	—	—	—	—	—	—	2	—	—	—	—	—	1	5	—	—	1	—	—	—	—	—	—	—	—	—	—	—	—	—	
42. Larceny in House to value of £5, or with menaces	1	—	—	—	—	—	—	—	—	—	1	—	—	—	1	1	—	—	1	—	—	—	—	—	—	—	—	—	—	—	—	—	
45. Larceny of Motor Vehicles	2	—	—	—	—	—	—	—	—	—	—	—	—	—	4	4	—	—	4	—	—	—	—	—	—	—	—	—	—	—	—	—	
46. Larceny of Pedal Cycles	11	—	—	—	—	—	—	—	7	1	3	—	—	—	8	8	—	—	8	—	—	—	—	—	—	—	—	—	—	—	—	—	
47. Larceny from Unattended Vehicles	2	—	—	—	—	—	—	—	—	—	1	—	—	—	2	2	—	—	1	1	—	—	—	—	—	—	—	—	—	—	—	—	
49. Other Larcenies (exceeding £5 in value)	4	—	—	—	—	—	—	—	2	—	—	—	—	—	4	4	—	—	4	—	—	—	—	—	—	—	—	—	—	—	—	—	
50. Other Larcenies (not exceeding £5 in value)	2	—	—	—	—	—	—	—	1	—	—	—	—	—	—	—	—	—	—	—	—	—	—	—	—	—	—	—	—	—	—	—	
56. Forgery and Uttering	1	—	—	—	—	—	—	—	1	—	—	—	—	—	1	1	—	—	1	—	—	—	—	—	—	—	—	—	—	—	—	—	
TOTAL	29	—	2	—	—	—	—	2	14	1	8	—	—	1	1	26	26	—	25	1	1	2	—	—	—	—	3	9	2	8	—	1	

* Particulars of Cases included in Columns 8 and 13 of Appendix G (1) and in Columns 8 and 14 of Appendix G (2) "Otherwise disposed of".

NATURE OF OFFENCES.	NUMBER OF CASES.	HOW DISPOSED OF.
6. Assault, wounding and other like offences (Misdemeanours)	1	Defendant died.
26. Housebreaking (Dwelling-houses)	4	Struck Out.
42. Larceny in House to value of £5, or with menaces	1	Adjournd "Sine die".
43. Larceny from Dwelling-houses by Employees	1	Adjournd "Sine die".
50. Other Larcenies (not exceeding £5 in value)	1	Struck Out.
TOTAL	8	

Houses of the Oireachtas

Houses of the Oireachtas