

720



REPORT
OF THE
COMMISSIONER
OF THE GÁRDA SÍOCHÁNA
ON CRIME

FOR THE YEAR

1950



DUBLIN:
PUBLISHED BY THE STATIONERY OFFICE


To be purchased directly from the
GOVERNMENT PUBLICATIONS SALE OFFICE

G.P.O. ARCADE, DUBLIN;

or through any Bookseller.

Price: Two Shillings and Sixpence.

(Pr. 720).





REPORT
OF THE
COMMISSIONER
OF THE GÁRDA SÍOCHÁNA
ON CRIME
FOR THE YEAR
1950

DUBLIN:
PUBLISHED BY THE STATIONERY OFFICE

To be purchased directly from the
GOVERNMENT PUBLICATIONS SALE OFFICE
G.P.O. ARCADE, DUBLIN;
or through any Bookseller.
Price: Two Shillings and Sixpence.

(Pr. 720).

REPORT
OF THE
COMMISSIONER
OF THE
SARDA SIOGHANA

INDEX.

- I. Indictable Offences Pages 3 to 14
- II. Juveniles Charged with Indictable
Offences Pages 14 to 18
- III. Non-indictable Offences Pages 18 to 25
- IV. Scientific Aids to Crime Detection Pages 25 to 30
- V. Appendices—Statistics of Crime

ANNUAL REPORT.

TO THE MINISTER FOR JUSTICE.

Sir,

I beg to submit herewith my Annual Report on Crime for the year ended 31st December, 1950.

PART I.

INDICTABLE OFFENCES.

A total of 12,231 indictable offences were reported, or became known to the *Gárda Síochána* during the year, 1950, which is 60 more than the total for the year 1949. Proceedings were taken in 6,995 cases.

The number of persons charged with indictable offences in the year, 1950, was 6,889. The number convicted was 2,796 and the charges against a further 2,862 were held proved and the Probation of Offenders Act was applied.

For details of indictable offences and proceedings see Appendix "A".

Comparative figures of indictable offences, proceedings, and persons proceeded against, in the years 1945 to 1950 are given in the following table :—

YEAR.	No. of offences reported or known to the <i>Gárda</i> .	No. of offences in which proceedings were instituted.	No. of Persons proceeded against.
1950	12,231	6,995	6,889
1949	12,171	7,029	6,657
1948	14,949	7,963	7,906
1947	15,329	8,467	8,561
1946	15,078	7,955	8,472
1945	16,786	8,754	9,770

Particulars of indictable offences and detections in each Garda Division and in the Garda Districts of the cities of Cork, Limerick, Waterford and Galway in the year 1950 are given in Appendix " B ".

Indictable offences, proceedings and persons proceeded against in 1950, are set out in the following group classification :—

GROUP.	No. of offences known to the Garda.	No. of offences in which proceedings were instituted.	No. of Persons proceeded against.
I. Offences against the Person ...	499	421	509
II. Offences against Property with Violence.	2,445	1,623	1,998
III. Offences against Property without Violence ...	9,157	4,859	4,285
IV. Offences not included in the above Groups.	130	92	97
TOTAL ...	12,231	6,995	6,889

GROUP I—OFFENCES AGAINST THE PERSON.

Offences of Murder, Manslaughter, Wounding, Assault, Intimidation, Cruelty to and Abandoning of Children and Sexual Offences are included in this Group.

Comparative figures for offences recorded in this group and the number and percentage of cases in which proceedings were instituted in the years 1945 to 1950 are given in the following table :—

YEAR	No. of offences known to the Garda.	No. of offences in which proceedings were instituted	Percentage of offences in which proceedings were instituted
1950	499	421	84%
1949	496	430	87%
1948	535	465	87%
1947	436	381	87%
1946	549	452	82%
1945	639	525	82%

MURDER (OF PERSONS AGED ABOVE ONE YEAR).

Six murders of persons aged above one year were recorded in the year 1950. Proceedings were instituted in all cases. The accused in three cases were convicted.

Brief particulars are :—

Co Roscommon.

On 23rd February, 1950, the dead bodies of two young children were found in a stream near their home. Their mother, who was in very delicate health admitted drowning the children, saying she did so as she feared for their welfare after her death. She was certified insane and was committed to a Mental Hospital.

Co. Offaly.

On 12th May, 1950, a young girl, employed as a typist by Bord na Mona, was shot dead when on her way to work. Her body was discovered in a clump of furze near the public road. An arrest was made and the accused was convicted and sentenced to death. An appeal was lodged and a re-trial was ordered. The accused was again convicted and sentenced to death. The death sentence was subsequently commuted to one of Penal Servitude for life.

Co. Offaly.

On 25th June, 1950, a young married woman died under suspicious circumstances, at her home. A Post Mortem examination was held and her death was found to have been caused by strychnine poisoning. Her husband was arrested and charged. On his trial the jury disagreed and he was put back in custody for re-trial. On his re-trial he was found "Not Guilty" and was discharged.

Co. Galway.

On 27th August, 1950, a young married woman was attacked by her husband, in their home, and was so severely beaten with a piece of an oar that she died on the following day. The husband was arrested and charged. On his trial he was found to be insane and unfit to plead, and it was ordered that he be detained during the pleasure of the Government.

Co. Clare.

On 23rd November, 1950, an elderly farmer and publican was severely beaten with a stick and stones during a violent quarrel and died in consequence. His son was arrested and charged. He was found guilty but insane and was ordered to be detained during the pleasure of the Government.

Dublin Metropolitan Area.

On 22nd December, 1950, an elderly spinster was attacked in her home by a young man who first attempted to choke her and then beat her to death with a poker. The culprit gave himself up to the Garda on the same date. He was convicted of the crime but was found to be insane, and was ordered to be detained during the pleasure of the Government.

MURDERS (INFANTICIDE).

Three murders of infants aged one year and under were recorded in the year 1950. Proceedings were instituted and the accused were convicted in two cases, both of which were dealt with under the Infanticide Act, 1949.

The case in which no proceedings were taken was recorded in Co. Waterford. The dead body of a female infant was found on the foreshore at Ferrybank. The infant's skull was fractured in several places and a Post Mortem examination revealed that death was caused by violence.

ATTEMPTS TO MURDER.

No crime of Attempted Murder was recorded in the Year 1950. Two crimes were recorded in 1949.

MANSLAUGHTER (OTHER THAN TRAFFIC FATALITIES).

Five crimes of Manslaughter (other than Traffic Fatalities) were recorded in 1950. Brief Particulars are :—

Co. Dublin.

A young child who had entered a neighbour's house was strangled by a young domestic servant employed there. A charge of Murder was entered in this case. The accused was convicted Manslaughter and was sentenced to 7 years Penal Servitude.

Dublin Metropolitan Area.

A young man was shot dead with a .38 revolver at the rere of a city dance hall. A youth of 17½ years was convicted and received a suspensory sentence of 2 years' imprisonment.

Dublin Metropolitan Area.

A youth was fatally stabbed with a hiker's knife by another youth during an altercation concerning girls. A suspensory sentence of 3 years' Penal Servitude was imposed.

Co. Tipperary.

An elderly man was struck several blows and was fatally injured when knocked to the ground by his son during a domestic dispute which arose when both were returning home from a licensed premises. A sentence of 12 months' imprisonment was imposed.

Co. Donegal.

An elderly farmer received a severe blow on the head when he attempted to separate two men who were fighting. He died in consequence. One of the men was arrested and charged but he was acquitted.

Three crimes of Manslaughter (Traffic Fatalities) were recorded in the year 1950. Proceedings were instituted in each case. The accused in two cases were convicted and the third case is awaiting trial.

WOUNDING, ETC. (FELONIES).

Fourteen crimes of Wounding and other acts endangering life were recorded in 1950. Proceedings were instituted in 12 cases. Convictions were recorded in five cases and three cases are still pending.

Thirteen crimes were recorded in the year 1949.

ASSAULT, WOUNDING, ETC. (MISDEMEANOURS).

A total of 144 crimes was recorded in the year 1950. Proceedings were instituted in 137 cases. Convictions were recorded in 106 cases and in a further 19 cases the charges were held proved and the Probation of Offenders Act was applied. Four cases are still pending.

154 crimes were recorded in the year 1949.

INTIMIDATION.

Twenty-four crimes of Intimidation were recorded in 1950, which is double the number for the year 1949. Proceedings were instituted in 9 cases and convictions were recorded in 2 cases. One case is still pending.

SEXUAL OFFENCES AGAINST FEMALES.

A total of 187 offences against females was recorded in 1950. Comparative figures for offences and proceedings in the years 1945 to 1950 are given in the following table :—

YEAR.	No. of offences recorded.	No. of offences in which proceedings were instituted.	Percentage of offences in which proceedings were instituted.
1950	187	158	84%
1949	197	161	82%
1948	211	187	89%
1947	168	148	88%
1946	200	171	86%
1945	249	204	82%

GROUP II—OFFENCES AGAINST PROPERTY WITH VIOLENCE.

Offences of Burglary, Housebreaking, Robbery and Malicious Injury to Property are included in this group.

The number of offences recorded in the group in the year 1950 was 2,445, an increase of 38 compared with the number in 1949.

Comparative figures of offences recorded and the number and percentage of offences in which proceedings were instituted in the years 1945 to 1950 are given in the following table :—

YEAR.	No. of offences recorded.	No. of offences in which proceedings were instituted.	Percentage of offences in which proceedings were instituted.
1950	2,445	1,623	66%
1949	2,407	1,613	67%
1948	2,883	1,774	62%
1947	2,727	1,813	66%
1946	2,560	1,663	65%
1945	2,732	1,716	63%

The number of offences relating to Housebreaking in 1950 was 2,031, a difference of 1 only compared with the number in 1949. In offences of Breaking into Dwellinghouses, the number of offences recorded in 1950 was 852 an increase of 18 compared with the number in 1949, while the number of offences of Breaking into Shops, Warehouses, etc. decreased by 30, from 1,070 in 1949 to 1,040 in 1950. Offences of Attempting to Break into Houses, Shops, etc. numbered 44 in 1950, an increase of 4, compared with the number in 1949. Twenty offences of Possession of House-breaking Tools were recorded in 1950 as compared with 15 in 1949.

Comparative figures for offences relating to Housebreaking and the number and percentage of offences in which proceedings were instituted in the years 1945 to 1950 are given in the following table :—

YEAR.	No. of offences recorded.	No. of offences in which proceedings were instituted.	Percentage of cases in which proceedings were instituted.
1950	2,031	1,387	68%
1949	2,030	1,410	69%
1948	2,385	1,534	64%
1947	2,358	1,631	69%
1946	2,136	1,421	67%
1945	2,295	1,508	66%

ROBBERY.

32 offences of Robbery and Attempts to Rob were recorded in the year 1950 and firearms were alleged to have been used in the commission of six offences. Proceedings were instituted in 17 cases within the year and convictions were recorded in seven cases.

The six offences in which firearms were alleged to have been used were all committed in the Dublin Metropolitan Area. Four of these were attacks on city Post Offices, two of which were frustrated by the action of the assistants. Sums of £25 and £87 respectively were taken in the other two cases. In another case two youths, one of whom presented a revolver, entered and searched a Bookmaker's office but left without finding any money. In the remaining case two armed men entered a Corporation Rent Office, gagged and bound the Rent Collector and got away with the sum of £180.

ARSON AND OTHER MALICIOUS INJURY TO PROPERTY.

A total of 372 offences of Malicious Injury to Property was recorded for the year 1950, an increase of 28 compared with the number in 1949. Offences of Arson numbered 50 in the year 1950, a decrease of 13 compared with the number in 1949.

Proceedings were instituted in 213 cases in 1950 and resulted in 98 convictions. In a further 61 cases the charges were held proved and the Probation of Offenders Act was applied. 18 cases are still pending.

GROUP III—OFFENCES AGAINST PROPERTY WITHOUT VIOLENCE.

Included in this group are offences of Larceny, Embezzlement, Obtaining Goods, etc. by False Pretences, Frauds and Receiving Stolen Goods.

The number of offences recorded in this group in the year 1950 was 9,157 an increase of 27 compared with the number in the year 1949.

Comparative figures of offences and the number and percentage of cases in which proceedings were instituted in the years 1945 to 1950 are given in the following table :—

YEAR.	No. of offences recorded.	No. of offences in which proceedings were instituted.	Percentage of offences in which proceedings were instituted.
1950	9,157	4,859	53%
1949	9,130	4,884	53%
1948	11,354	5,580	49%
1947	12,004	6,141	51%
1946	11,782	5,679	48%
1945	13,227	6,361	48%

In comparison with the numbers of offences recorded in 1949 there was an increase of 26 in the number of larcenies and of 81 in Embezzlement, False Pretences and Frauds, and a decrease of 50 in offences of Receiving Stolen Property.

Comparative figures for the various forms of larceny given in the Statistical Tables for the years 1945 to 1950 are:—

Offences.	1950	1949	1948	1947	1946	1945
Larceny from the Person ...	219	254	258	346	280	266
Larceny in House to Value of £5, etc. ...	560	613	786	698	821	809
Larceny from Dwellinghouse by Employee ...	132	144	154	215	231	247
Larceny of Explosives ...	—	—	—	—	—	2
Larceny of Motor Vehicles.	14	16	7	24	9	1
Larceny of Pedal Cycles ...	1,389	1,420	1,502	1,592	1,251	1,530
Larceny from Unattended Vehicles ...	1,161	944	1,392	1,200	1,165	630
Larceny from Shops and Stalls ...	991	923	1,023	937	921	871
Larceny of Horses, Cattle and Sheep ...	56	52	71	74	81	77
Other Larcenies (exceeding £5 in value) ...	1,000	1,048	1,230	1,327	1,216	1,310
Other Larcenies—(not exceeding £5 in value) ...	2,892	2,974	3,788	4,473	4,925	6,373
TOTAL ...	8,414	8,388	10,211	10,886	10,900	12,116

The number of larcenies recorded in the Dublin Metropolitan Area in the year 1950 was 5,804 or almost 69% of the total for the whole country. The number recorded in the year 1949 was 5,675, approximately 68% of the total for the whole country.

EMBEZZLEMENT.

110 offences were recorded for the year 1950, an increase of 25 compared with the number for 1949. In the Dublin Metropolitan Area, 94 offences were recorded for 1950 compared with 65 for 1949.

Proceedings were instituted in 107 cases in 1950. Convictions were recorded in 31 cases and in a further 41 cases the charges were held proved and the Probation of Offenders Act was applied.

OBTAINING GOODS, ETC. BY FALSE PRETENCES.

A total of 389 offences was recorded in the year 1950, an increase of 31 compared with the number in the year 1949. The number of offences recorded in the Dublin Metropolitan Area in 1950 was 126 compared with 88 in 1949.

Proceedings were instituted in 268 cases in 1950 and convictions numbered 172. In a further 61 cases the charges were held proved and the Probation of Offenders Act was applied. Ten cases are still pending.

FRAUDS.

41 offences relating to Frauds were recorded in 1950, an increase of 25 compared with the number in 1949. 24 offences were recorded in the Dublin Metropolitan Area in 1950.

Proceedings were instituted in 38 cases and convictions were recorded in 24 cases. In a further 3 cases the charges were held proved and the Probation of Offenders Act was applied.

RECEIVING STOLEN GOODS.

203 offences were recorded in 1950, a decrease of 80 compared with the number in 1949. Proceedings were instituted in 201 cases and convictions were recorded in 74 cases. In a further 54 cases the charges were held proved and the Probation of Offenders Act was applied. 9 cases are shown still pending.

GROUP IV—OTHER OFFENCE NOT INCLUDED IN THE FOREGOING GROUPS.

The offences included in this group are Forgery, Perjury, Bribery, Riot and Unlawful Assembly, Offences against Public Decency, Offences under Coinage Acts, Attempting to Commit Suicide, Offences under Treason Act, Breaches of the Offences against the State Act and Other Indictable Offences which are not included in Groups I, II or III.

A total of 130 offences was recorded in this group in the year 1950 a decrease of 8 as compared with the number in 1949. Proceedings were instituted in 92 cases. Convictions numbered 48 and in a further 21 cases the charges were held proved and the Probation of Offenders Act was applied. 6 cases are shown still pending.

60 offences of Forgery and Uttering were recorded for the year 1950, as compared with 58 for the year 1949. Proceedings were instituted in 34 cases in 1950 and convictions numbered 24. The charges in a further 2 cases were held proved and the Probation of Offenders Act was applied.

24 offences of Attempted Suicide were recorded for 1950 as compared with 19 for the year 1949.

Offences of Indecent Exposure (Public Indecency) numbered 6 in 1950 as compared with 15 in 1949.

ORGANISED VIOLENT CRIME.

28 Organised Crimes of Violence were recorded in the year 1950 as compared with 14 in the year 1949. Of the crimes recorded in 1950, 22 were Agrarian, 3 arose from a dispute concerning the appointment of a sub-postmaster, 2 arose from trade disputes and the remaining one from a dispute concerning the control of a dance hall.

VALUE OF PROPERTY STOLEN AND RECOVERED.

Property valued at £107,742 0s. 8d. was reported as stolen during the year 1950, of which property valued at £36,414 1s. 7d. was recovered.

In offences against property with violence, i.e., Burglary, Housebreaking and Sacrilege, the value of property stolen was £34,983 16s. 1d. of which property valued at £10,960 5s. 1d. was recovered.

In offences against property without violence, i.e. Larcenies, the value of property reported as stolen was £72,758 4s. 7d., of which property valued at £25,453 16s. 6d. was recovered.

Comparative figures of offences in which property was stolen and value of property stolen in the years 1945 to 1950 are given in the following table :—

	Year.	Less than £1	£1 to £2	£2 to £5	£5 to £10	£10 to £50	£50 to £100	Over £100	Total
Offences against property with violence.	1950	357	237	338	274	406	83	59	1,754
	1949	391	265	315	250	405	77	72	1,775
	1948	397	261	364	282	525	114	100	2,043
	1947	444	268	340	327	473	88	71	2,011
	1946	409	230	356	302	442	82	68	1,889
	1945	439	274	371	307	475	87	49	2,002
Offences against property without violence.	1950	1,888	1,149	2,014	1,762	1,431	79	77	8,400
	1949	1,708	1,338	2,070	1,650	1,428	97	79	8,370
	1948	2,168	1,611	2,557	2,100	1,545	129	83	10,193
	1947	2,438	1,740	3,180	2,005	1,302	113	85	10,863
	1946	2,644	1,782	3,225	1,909	1,149	103	67	10,879
	1945	3,421	2,176	3,319	2,043	988	98	50	12,095

SEX AND AGE OF PERSONS CONVICTED OF INDICTABLE OFFENCES.

Of the 6,889 persons charged with Indictable Offences in the year 1950 the number convicted was 2,796, or 41% of the total, of whom 2,542 were males and 254 females.

2,402 persons—2,182 males and 220 females—were convicted by Courts of Summary Jurisdiction and 394 persons—360 males and 34 females—were convicted by Circuit and Higher Courts.

Details of persons convicted are given in Appendix D(1).

Set out in the following table, for the years 1945 to 1950, are the numbers of convicted persons in each age group and the percentage which each group forms of the total persons convicted in those years :—

Age Grouping.	NUMBER OF PERSONS CONVICTED						PERCENTAGE OF TOTAL.					
	1950	1949	1948	1947	1946	1945	1950	1949	1948	1947	1946	1945
Under												
14 years	144	98	154	166	151	243	5%	3%	5%	5%	5%	6%
14-16 years	177	155	189	146	124	211	6%	6%	6%	4%	4%	5%
16-18 "	317	246	274	264	202	279	11%	9%	8%	8%	6%	7%
18-21 "	487	530	558	600	542	694	17%	19%	17%	17%	16%	17%
21-30 "	878	889	1,102	1,102	1,130	1,273	31%	32%	34%	32%	33%	31%
30-40 "	416	424	522	611	656	683	15%	15%	16%	18%	19%	17%
Above												
40 years	377	401	470	556	616	720	13%	15%	14%	16%	18%	18%
TOTALS	2,796	2,743	3,269	3,445	3,421	4,103						

CHARGE PROVED AND PROBATION OF OFFENDERS ACT APPLIED.

In addition to the number of persons convicted, the number of persons against whom the charges were held proved and who were released under the Probation of Offenders Act for the year 1950 was 2,862 or 42% of the total persons charged. Of this total 2,474 were males and 388 females.

For full particulars see Appendix D (2).

The number of persons in each age group and the percentage of the total persons so dealt with in the years 1945 to 1950 are given in the following table:—

Age Grouping.	NUMBER OF PERSONS.						PERCENTAGE OF TOTAL.					
	1950	1949	1948	1947	1946	1945	1950	1949	1948	1947	1946	1945
Under												
14 years	923	810	862	971	890	1,048	32%	29%	27%	27%	27%	27%
14-16 years	566	490	561	546	508	586	20%	17%	18%	15%	15%	15%
16-18 "	381	352	395	421	390	457	13%	13%	13%	12%	12%	12%
18-21 "	287	325	342	378	334	426	10%	12%	11%	11%	10%	11%
21-30 "	339	350	433	533	523	606	12%	13%	14%	15%	16%	15%
30-40 "	183	211	267	301	300	379	6%	8%	9%	9%	9%	9%
Above												
40 years	183	249	280	388	338	446	6%	9%	9%	11%	10%	11%
TOTALS	2,862	2,787	3,140	3,538	3,283	3,948						

INDICTABLE OFFENCES CLEARED UP IN 1950.

The number of indictable offences cleared up in the year 1950 was 7,483, details of which are contained in Columns 3 and 17 of Appendix A (1), in relation to offences reported in the year 1950, and in Column 2, Appendix G (2), in relation to offences reported in 1949 but not detected in that year.

The percentage of offences cleared up in 1950 in relation to the number reported was 61%. The percentage in the year 1949 was also 61%.

The incidence of Indictable Offences and detections is shown in graphical form in Appendix A (3).

PROCEEDINGS FOR INDICTABLE OFFENCES PENDING FROM YEAR,
1949—RESULTS.

In Appendix A (1) of my report for the year 1949, proceedings were shown pending in 302 cases. Two cases were since struck out of records and 44 cases are shown still pending. Of the 256 cases disposed of convictions were recorded in 75 cases and in a further 130 cases the charges were held proved and the Probation of Offenders Act was applied.

For full details see Appendix G (1).

PROCEEDINGS IN 1950 FOR INDICTABLE OFFENCES RECORDED
IN YEAR 1949.

During the year 1950, proceedings were instituted in respect of 53 indictable offences which were recorded in the year 1949, but were undetected at the end of that year. Convictions were recorded in 31 cases and in a further 6 cases the charges were held proved and the Probation of Offenders Act was applied.

The number of persons charged in connection with those offences was 33, of whom 21 were convicted and a further 7 were dealt with under the Probation of Offenders Act.

For full details see Appendix G (2).

PART II.

JUVENILES CHARGED WITH INDICTABLE OFFENCES.

Details of Juvenile Offenders charged with indictable offences are given in Appendices "E" and "F".

The number of persons under 18 years who were charged with indictable offences and dealt with in the year 1950, was 2,453, an increase of 209 compared with the number dealt with in the year 1949. This increase is recorded in offences of Housebreaking, Larceny of Pedal Cycles, Larceny from Shops and Stalls and Malicious Injury to Property.

Comparative figures of offenders, male and female, dealt with in the years 1945 to 1950, under the various offence headings are given in the following table:—

	1950		1949		1948		1947		1946		1945	
	M.	F.	M.	F.	M.	F.	M.	F.	M.	F.	M.	F.
Burglary ...	9	—	7	—	12	—	35	—	22	—	17	4
Housebreaking ...	808	12	664	24	843	36	709	39	802	50	888	44
Larceny of Pedal Cycles	122	21	106	6	92	22	72	12	53	11	67	6
Larceny from Unattended Vehicles ...	148	1	148	6	187	8	153	10	86	—	41	6
Larceny from Shops and Stalls ...	277	32	231	32	256	30	255	51	192	40	203	33
Other Larcenies (Exceed- ing £5 in value) ...	168	32	158	34	169	35	200	38	144	58	175	59
Other Larcenies (Not Ex- ceeding £5 in value).	489	44	465	75	564	106	662	150	535	114	668	200
Malicious Damage to Property ...	174	2	142	—	157	4	112	7	160	12	253	8
Other Offences ...	98	16	132	14	99	10	94	15	115	15	135	26
TOTALS ...	2,293	160	2,053	191	2,379	251	2,292	322	2,109	300	2,447	386

SEX AND AGE OF OFFENDERS.

The increase in the number of juveniles charged in 1950 is recorded principally in the upper and lower age groups with increases 107 and 87 respectively. There was a slight decrease in the number of females dealt with in each age group in the year 1950 compared with the numbers in 1949.

The number of offenders, male and female, in each age group, dealt with in the years 1945 to 1950 are given in the following table :—

YEAR.	Under 12 years		12 to 14 years		14 to 16 years		16 to 18 years	
	M.	F.	M.	F.	M.	F.	M.	F.
1950	526	23	519	35	621	53	627	49
1949	434	28	495	50	608	60	516	53
1948	607	38	537	53	670	61	565	99
1947	511	57	551	75	629	97	601	93
1946	551	60	504	68	560	83	494	89
1945	568	65	563	89	703	112	613	120

CIRCUMSTANCES CONTRIBUTING TO DELINQUENCY.

The main causes or circumstances contributing to juvenile delinquency in 1950 took the same order as in previous years. Comparative figures for the years 1945 to 1950 are :—

	1950	1949	1948	1947	1946	1945
Lack of Parental Control	939	1,082	1,103	1,175	1,088	1,282
Desire to get Money for Amusement	638	571	704	685	575	683
Mischief	492	273	466	385	423	512
Youthful gang influence	289	237	223	186	216	205
Criminal Associations	75	61	97	86	80	97
Necessity	20	20	35	92	27	54

Lack of parental control is assigned to 38% of cases in the year 1950; Desire to get Money for Amusement, 26%; Mischief, 20%; Youthful Gang Influence, 12%; Criminal Associations, 3%; and Necessity, 1%.

PERCENTAGE OF JUVENILE OFFENDERS IN RELATION TO OTHER PERSONS CHARGED WITH INDICTABLE OFFENCES.

Juvenile offenders in the year 1950, formed almost 36% of the total persons charged with indictable offences. This high percentage may be explained by the fact that the percentage of juvenile offenders made amenable is far greater than the percentage of adult offenders made amenable.

The number of juvenile offenders and the approximate percentage of the total persons dealt with in the years 1945 to 1950 are given in the following table :—

YEAR.	No. of Juvenile Offenders dealt with for Indictable Offences.	Percentage of the Total Number of Persons dealt with for Indictable Offences.
1950	2,453	36%
1949	2,244	34%
1948	2,630	33%
1947	2,614	31%
1946	2,409	28%
1945	2,833	29%

OFFENCES CHARGED AGAINST JUVENILES.

Juvenile offenders engage principally in offences of House-breaking, Larceny and Malicious Damage to Property. The number of juveniles dealt with for those offences and the percentage which the juveniles formed of the total persons charged with such offences in the years 1945 to 1950 are given in the following table :—

Offence.	Year.	No. of Juvenile Offenders charged	Percentage of total Persons charged with this offence
Burglary.	1950	9	10%
	1949	7	7%
	1948	12	12%
	1947	35	28%
	1946	22	18%
	1945	21	18%
Housebreaking.	1950	820	54%
	1949	688	45%
	1948	879	52%
	1947	748	41%
	1946	852	52%
	1945	932	51%
Larceny.	1950	1,334	35%
	1949	1,261	34%
	1948	1,469	34%
	1947	1,603	32%
	1946	1,233	26%
	1945	1,458	27%
Malicious Injury to Property.	1950	176	47%
	1949	142	50%
	1948	161	40%
	1947	119	39%
	1946	172	40%
	1945	261	56%
Other Indictable Offences.	1950	114	10%
	1949	146	12%
	1948	109	8%
	1947	109	9%
	1946	130	8%
	1945	161	8%

JUVENILE OFFENDERS RELEASED UNDER THE PROBATION OF OFFENDERS ACT, 1907.

Of the 2,453 offenders dealt with in the year 1950, the number released under the Probation of Offenders Act was 1,841 or 75%.

The number of offenders charged for the first time was 1,892 of whom 1,454 were released under the Probation of Offenders Act.

The number charged for the second time was 408, of whom 360 were given the benefit of the Probation Act, 167, for the first time and 193 for the second time.

The number charged for the third time was 96 of whom 87 were given the benefit of the Probation Act, 24 for the first time, 40 for the second time and 23 for the third time.

The number charged for the fourth time or oftener was 57 of whom 5 were given the benefit of the Probation Act for the first time, 16 for the second time, 18 for the third time and 12 for the fourth time or oftener.

For full details see Appendix F (1).

FAMILY INCOME.

The income to the homes of juvenile offenders in the year 1950, is given in the following table :—

Income	No. of Offenders
Under £2	194
£2 to £4	582
£4 to £6	760
£6 to £8	544
£8 or over	335
Not ascertainable ...	38
	2,453

For full details see Appendix F (2).

JUVENILE OFFENDERS BY GÁRDA DIVISIONS AND OFFENCES.

Particulars of juvenile offenders dealt with in each Gárda Division in the year 1950 and of the offences charged are attached to the Appendices. See Appendix F (3).

Of the 2,453 offenders dealt with in the year 1950, 1,076 or almost 44% were dealt with in the Dublin Metropolitan Area.

PART III.

NON-INDICTABLE OFFENCES.

PROCEEDINGS IN NON-INDICTABLE OFFENCES.

The number of persons prosecuted for non-indictable offences in the year 1950 was 147,582, compared with 165,046 in the year 1949.

The number of persons convicted was 112,541 or 76% of the persons prosecuted. The charges against an additional 26,725 or 18% were held proved and the Probation of Offenders Act was applied.

The number of persons prosecuted for non-indictable offences in each of the years 1945 to 1950 are given hereunder:—

<i>Year</i>				<i>Number of Persons Prosecuted</i>
1950	147,582
1949	165,046
1948	167,344
1947	151,690
1946	150,928
1945	150,862

For full details of prosecution see Appendix C.

Prosecutions and convictions for non-indictable offences in the years 1940 to 1950 are shown in graphical form in Appendix C (4).

ASSAULTS.

1,100 persons were prosecuted for Assaults in the year 1950, of whom 811 were prosecuted for Common Assault, 187 for Assaults on Gárdaí and 102 for Aggravated Assaults.

In the year 1949, 1,202 persons were prosecuted, 979 for Common Assault, 125 for Assaults on Gárdaí and 98 for Aggravated Assaults.

663 persons were convicted in 1950 and the charges against 201 others were held proved and the Probation of Offenders Act was applied.

CRUELTY TO ANIMALS.

395 persons were prosecuted in the year 1950 for offences in relation to Cruelty to Animals of whom 303 were convicted and 51 others were dealt with under the Probation of Offenders Act.

In the year 1949, 514 persons were prosecuted, of whom 365 were convicted and a further 105 were dealt with under the Probation of Offenders Act.

DOGS—OFFENCES IN RELATION TO LICENSING OF.

A total of 11,700 persons were prosecuted in 1950 for keeping unlicensed dogs, a decrease of 1,494 compared with the number in the year 1949. The number of persons convicted of those offences in 1950 was 5,175 and fines were imposed in all cases. 5,051 persons were dealt with under the Probation of Offenders Act.

In the year 1949 the number of persons convicted was 5,329 and the charges against 5,980 others were held proved and the Probation of Offenders Act applied.

EDUCATION AND SCHOOL ATTENDANCE ACTS.

The number of prosecutions for offences under the Education and School Attendance Acts in 1950 was the lowest in the past six years.

Comparative figures for the years 1945 to 1950 are given in the following table:—

Year.	No. of Prosecutions	Convictions.	Charge proved and Probation of Offenders Act applied.	Charge withdrawn or dismissed.	Otherwise disposed of
1950	6,305	4,360	1,555	389	1
1949	6,756	4,701	1,669	384	2
1948	8,018	5,585	1,882	551	—
1947	9,343	6,657	2,121	565	—
1946	8,193	5,928	1,669	591	5
1945	11,800	8,664	2,266	847	23

ROAD TRAFFIC ACT, 1933.

There was a decrease of 10,701 in the number of prosecutions in the year 1950 for offences under the Road Traffic Act compared with the number in 1949, the totals were 87,218 and 97,919 respectively. The number of prosecutions under this Act in the years 1949 and 1950 formed 59% of the total prosecutions for non-indictable offences.

The number of prosecutions, convictions, etc., under this Act in the years 1945 to 1950 are given in the following table.

Year.	No. of Persons Prosecuted	Convictions.	Charge proved and Probation Act applied.	Charge withdrawn or dismissed.	Otherwise disposed of.
1950	87,218	70,256	13,383	3,579	—
1949	97,919	81,639	12,277	4,003	—
1948	100,082	82,632	13,015	4,430	5
1947	88,620	74,787	9,956	3,868	9
1946	88,292	74,291	8,954	3,025	22
1945	78,854	68,905	7,497	2,395	57

Offences against the Lighting Regulations form a great number of the offences prosecuted each year under the Act. Comparative figures for the years 1945 to 1950 are given in the following table :—

Year	Offences against Lighting Regulations by :—			
	Drivers of Mechanically Propelled Vehicles	Pedal Cyclists	Other Road Users	Total
1950	14,616	42,452	2,636	59,704
1949	12,927	54,637	4,407	71,971
1948	12,194	59,136	4,684	76,014
1947	11,968	52,763	5,650	70,381
1946	9,993	58,314	6,430	74,737
1945	5,065	61,006	6,095	72,166

Comparative figures for offences of Dangerous and Careless Driving and Driving or Attempting to Drive while Drunk, prosecuted in each of the years 1945 to 1950, are given in the following table :—

Year	Dangerous and Careless Driving		Driving or Attempting to Drive While Drunk	
	Mechanically Propelled Vehicles	Others	Mechanically Propelled Vehicles	Others
1950	4,004	818	337	132
1949	3,848	969	326	159
1948	3,493	972	332	107
1947	3,399	720	246	56
1946	2,471	842	198	98
1945	909	693	58	77

INTOXICATING LIQUOR LAWS.

A total of 15,688 persons were prosecuted in 1950 for offences against the Intoxicating Liquor Laws, a decrease of 1,066 as compared with the number in the year 1949.

3,773 persons were prosecuted for Drunkenness in 1950—2,173 for Simple Drunkenness and 1,600 for Drunkenness with Aggravations. In the year 1949, 3,931 were prosecuted for Drunkenness—2,262 for Simple Drunkenness and 1,669 for Drunkenness with Aggravations.

The number of licensed persons prosecuted in the year 1950 for offences relating to the conduct of their premises was 2,032 of whom 1,896 were prosecuted for offences against the Closing Regulations. In the year 1949 the number prosecuted for those offences was 2,128 of whom 1,988 were prosecuted for offences against Closing Regulations.

31 persons were prosecuted in 1950 for Unlicensed Sale of Drink, compared with 22 persons prosecuted in 1949.

For other offences against the Intoxicating Liquor Laws, which includes offences of being found on licensed premises during prohibited hours, giving false names and addresses or refusing to give names and addresses when so found, refusing to quit licensed premises when lawfully required to do so, false representation as bona fide traveller, etc., the total number of persons prosecuted in 1950 was 9,852 compared with 10,673 in 1949.

Comparative figures for prosecutions, convictions, etc., in the years 1945 to 1950 are given in the following tables :—

INTOXICATING LIQUOR LAWS.

Year.	No. of Prosecutions	No. of Convictions.	Charge proved and Probation of Offenders Act applied	Charge withdrawn or dismissed.	Otherwise Disposed of.
1950	15,688	14,050	790	848	—
1949	16,754	15,214	729	810	1
1948	16,153	14,182	798	1,175	—
1947	11,693	10,192	674	826	1
1946	17,079	15,012	853	1,201	13
1945	17,046	14,845	729	1,465	7

DRUNKENNESS.

Year.	No. of Prosecutions	No. of Convictions.	Charge proved and Probation of Offenders Act applied.	Charge withdrawn or dismissed	Otherwise Disposed of.
1950	3,773	3,199	437	137	—
1949	3,931	3,398	447	86	—
1948	4,157	3,579	443	135	—
1947	3,357	2,910	366	81	—
1946	4,891	4,376	389	126	—
1945	4,229	3,726	360	137	6

OFFENCES AGAINST CLOSING REGULATIONS.

Year.	No. of Prosecutions	No. of Convictions.	Charge proved and Probation of Offenders Act applied.	Charge withdrawn or dismissed.	Otherwise Disposed of.
1950	1,896	1,698	35	163	—
1949	1,988	1,767	177	44	—
1948	1,875	1,561	69	245	—
1947	1,314	1,099	52	162	1
1946	2,252	1,874	105	253	—
1945	3,673	3,059	101	512	1

OTHER OFFENCES AGAINST INTOXICATING LIQUOR LAWS.

Year	No. of Prosecutions	No. of Convictions	Charge proved and Probation of Offenders Act applied	Charge withdrawn or dismissed	Otherwise Disposed of
1950	9,852	9,031	315	506	—
1949	10,673	9,941	226	505	1
1948	9,893	8,900	257	736	—
1947	6,851	6,081	238	532	—
1946	9,596	8,513	330	741	12
1945	8,925	7,927	240	758	—

ILLICIT DISTILLATION.

Sixty-seven persons were prosecuted in the year 1950 for offences relating to Illicit Distillation, 47 of whom were convicted. Two were sentenced to imprisonment without the option of a fine.

In the year 1949, 73 persons were prosecuted and 46 were convicted.

MALICIOUS INJURY TO PROPERTY.

915 persons were prosecuted in the year 1950 for non-indictable offences of Malicious Damage to Property, a decrease of 124 compared with the number prosecuted in the year 1949.

Comparative figures of prosecutions, convictions, etc. for the years 1945 to 1950 are given in the following table :—

Year.	No. of Prosecutions	No. of Convictions.	Charge proved and Probation of Offenders Act applied	Charge withdrawn or dismissed.	Otherwise Disposed of.
1950	915	523	263	128	1
1949	1,039	552	335	150	2
1948	1,264	739	288	235	2
1947	1,158	649	342	167	—
1946	1,238	763	281	189	5
1945	1,490	811	421	257	1

REVENUE LAWS.

There has been an appreciable increase in the number of persons prosecuted by Garda for offences against the Revenue Laws in the past five years. The number of prosecutions in 1950 was 1,395, approximately four times the number in the years 1945 and 1946.

Comparative figures for the years 1945 to 1950 are given in the following table.

Year	No. of Prosecutions	No. of Convictions	Charge proved and Probation of Offenders Act applied	Charge withdrawn or dismissed	Otherwise Disposed of
1950	1,395	1,014	245	136	—
1949	1,169	880	216	73	—
1948	755	571	105	79	—
1947	502	379	88	35	—
1946	340	276	45	19	—
1945	358	225	85	48	—

VAGRANCY LAWS.

695 persons were prosecuted in the year 1950 for offences against the Vagrancy Laws, compared with 720 in the year 1949. 405 persons were convicted and the charges against 188 others were held proved and the Probation of Offenders Act was applied.

For offences of "Begging" 477 persons were prosecuted in 1950, 298 were convicted and an additional 135 were dealt with under the Probation of Offenders Act. 486 persons were prosecuted in 1949 for such offences.

For offences of "Sleeping out, and not having a visible means of subsistence" 70 persons were prosecuted in the year 1950, compared with 121 in the year 1949. 36 persons were convicted in 1950 and 23 others were dealt with under the Probation of Offenders Act.

OTHER OFFENCES.

Included under the heading "Other Offences" at the end of Appendix C (1) are Miscellaneous Offences for which no specific headings are provided and these offences are enumerated in Appendix C (2).

353 persons were prosecuted for these offences in the year 1950, compared with 715 in the year 1949. 207 were convicted and the charges against 88 others were dealt with under the Probation of Offenders Act.

For offences against the Milk Retail Prices Order, seven persons were prosecuted in the year 1950 compared with 252 persons prosecuted in the year 1949.

82 persons were prosecuted in 1950 for offences against the Supplies and Services (Temporary Provisions) Act, 1946 and Orders thereunder. The number prosecuted in the year 1949 was 200. Details of prosecutions for these offences are given in Appendix C (3) which includes only those offences which were detected by members of the *Gárda* or which were investigated by them on the complaint or at the direction of the Department of Industry and Commerce.

PART IV.

SCIENTIFIC AIDS TO CRIME DETECTION.

A special Section, known as the Technical Bureau, is established at Crime Branch Headquarters which provides valuable assistance to *Gárdaí* throughout the country in the investigation of crime by means of scientific aids.

The Section is provided with modern equipment to keep pace with scientific developments.

The staff is appointed from experienced members who have had technical training, and lectures and practical demonstrations in modern methods of criminal investigation are provided for members of Detective Branch, and for uniformed members in the more thickly populated centres.

Courses are also given to recruits when in training who are taken over the type of work undertaken by the Bureau, and instructed in methods of search for and preservation of clues which might otherwise escape notice or be obliterated by careless handling.

The Section comprises six sub-sections, viz :—

- | | |
|---|-----------------|
| (1) Investigation. | (4) Mapping. |
| (2) Fingerprints and Criminal
Records. | (5) Ballistics. |
| (3) Photographs. | (6) Wireless. |

Brief particulars of the work done by the units are :—

(1) INVESTIGATION.

The services of this unit are sought by and allocated to local Officers to assist in the investigation of serious crimes. The Headquarters unit thus forms a useful link between Headquarters and local Officers at all stages of the investigation, and co-relates enquiries extending over various Districts. When necessary the unit arranges for the employment of extern experts such as the State Pathologist, State Analyst, Handwriting and Textile Experts, etc.

During the year 1950, Officers spent 236 days in visiting the scenes of crimes including murders, suspected murder and serious cases of housebreaking.

Preliminary examination of clothing and other articles for stains, comparison of specimens of handwriting, etc., were made of 365 articles of which 152 were eliminated before being sent to extern experts, thus saving considerable expense.

(2) FINGERPRINTS AND CRIMINAL RECORDS.

These records provide a complete record of previous convictions of each criminal, a description, photograph and history of subject with modus operandi employed.

The total number of criminal records filed is now 67,773, representing an increase of 2,324 on 1949 figures.

Fingerprints found at scenes of crimes are compared with records and when no identification is immediately made, as is the case of new entrants to crime, the prints are preserved for future reference and comparison. When a new criminal is arrested it is thus frequently possible to connect him with outstanding crimes.

Enquiries are daily received from and sent to other police forces and inter-change of fingerprints and records is made in the cases of travelling criminals.

Regular issues of Fogra Fora in two parts are prepared in this Section. Part I deals with persons wanted for crime, missing persons, and description of property stolen or property recovered for which owners are sought.

Part II contains photographs of convicted criminals, re-convictions, with their descriptions, which are filed at all stations for future reference.

Photographs, etc. of convicted criminals are also supplied in convenient pocket-book form to Detectives and Stations in cities.

The following summary gives an idea of the work performed in this sub-section during the year 1950 :—

(1) Total number of criminal records filed	...	67,773
(2) Number of new registrations	2,324
(3) Sets of fingerprints received for search	...	3,733
(4) Number of identifications made therefrom	...	1,144
(5) Other data re convictions sent to or received from other record offices	1,986
(6) Sets of fingerprints sent to other offices for search	183
(7) Articles examined	406
(8) Identifiable marks found thereon	242
(9) Number of culprits identified	77
(10) Innocent persons eliminated	86
(11) Visits to scenes of crimes	85
(12) Days attending Courts	18
(13) Number of insertions in Fogra Tora	1,513
(14) Modus operandi cards filed	134

(3) PHOTOGRAPHIC SECTION.

This section deals with many phases of police photography including :—

- (a) Photos of criminals and suspects for circulation,
- (b) Scenes of crimes and road traffic accidents.
- (c) Dead bodies at scenes, morgues, etc.
- (d) Documents, forgeries and suspect handwriting; restoring obliterated writings; examination with ultra-violet light for forgeries.
- (e) Photography of fingerprints and enlargements for Court purposes.
- (f) Photostatic copies of maps and other documents.
- (g) Micro-photography of marks on bullets, tool-marks on iron, wood-work, etc. for comparison.

During the year members spent 242 days attending Courts, 192 days at scenes of crimes.

Work was performed also for Departments of External Affairs, Posts and Telegraphs, Oireachtas, National Museum and Statistics Office.

(4) MAPPING SECTION.

This section supplies maps for all police purposes including those of scenes of crimes, road-traffic accidents, special traffic charts, and maps and charts for Department of Justice.

During the year the scenes of 181 crimes or road traffic accidents were visited, 935 maps prepared, and 187 days spent in Courts.

The Courts have come to rely on the production of maps made by qualified Gárdaí as a valuable part of evidence

(5) BALLISTIC SECTION.

The duties performed by this section include examination of guns, bullets, cartridge cases and explosives; restoring erased numbers on stolen cycles and motor vehicles, batteries, etc.; examination of glass fragments found at road traffic accident scenes, or in clothing of suspects; examination and comparison of cutting instruments used in forcing doors, windows, safes, etc.

Exhibits were examined in 15 cases where firearms were used during the year, the most important being in the case of murder of Rose Hand (Offaly). In this case it was possible to determine, within narrow limits, the range at which shot was discharged and also the line of fire. These two findings had an important bearing on the case for the prosecution.

During the year a total of 445 exhibits were received for examination, including 34 firearms, 195 rounds of ammunition, 23 cycles and 193 other articles.

The members attended Courts on 31 days during the year.

(6) WIRELESS SUB-SECTION.

A central transmission and receiving station is established at Garda Headquarters which is operated by remote control from Dublin Castle.

The maintenance and operating staff is now attached to Dublin Metropolitan Division where 14 patrol cars, fitted with wireless, operate.

Receiving sets are also installed in 14 Gárda Stations and 8 two-way sets in Dublin and surrounding counties.

Arrangements are being made for further provision of wireless for patrol cars in Dublin and Wicklow counties.

Wireless cars in operation in Dublin are continuously circulating in city and suburbs and form a link with foot and cycle patrols.

These cars are in constant touch with Headquarters and with one another.

Particulars of serious crimes, traffic accidents and street disturbances are broadcast and cars are directed to scenes or to cut off escape routes of fleeing criminals. These messages are also received at Gárda Stations on main routes leading from Dublin and patrols from these Stations are notified where necessary.

Wireless communications are also linked up to relay complaints received from public over "999" telephone system regarding crime, suspicious loiterers, etc., thus enabling speedy attention to be given by Gárda to complaints. Action by Gárda has resulted in several arrests on the spot within a few minutes of receipt of complaints and in the interception of vehicles involved in "hit and run" accidents.

During the year 1950, some 3,300 calls over "999" system were received, of which 226 were broadcast to radio cars, which resulted in arrests for 111 cases of indictable and other crimes of which the following are examples:—

Housebreaking	...	39	cases	resulting	in	54	arrests.
Larceny	...	41	„	„	„	64	„
Malicious Damage	...	18	„	„	„	22	„
Robbery	...	5	„	„	„	7	„

Arrests were made also in following cases:—

Stolen motor cars—4 cases.

Hit and Run Accidents—4 cases.

Drunk in charge of motor vehicles—13 cases.

Assault—29 cases

Disorderly Conduct—51 cases.

Street Nuisances—5 cases.

Three portable wireless sets (known as "walkie-talkie") were provided during the year on experimental basis for foot patrols. They are used with advantage in regulating traffic in congested conditions and in controlling large crowds at sporting fixtures and public meetings.

GENERAL.

Due to structural defects, discovered in the building at Royal Hospital, Kilmainham, Gárda Headquarters was transferred during the year to the Depot, Phoenix Park ('Phone 71156).

"A" Branch (Finance, Traffic, etc.) and Technical Bureau remain at St. John's Road, Kingsbridge ('Phone 76363) due to lack of accommodation at Phoenix Park.

I have the honour to be, Sir,

Your obedient Servant,

(SGD.) M. J. KINNANE,

COMMISSIONER.

PART V.

TABLE OF APPENDICES—1950—STATISTICS OF CRIME.

APPENDIX A. ... which shows :—

A. (1). The number and nature of the indictable offences which became known to the police in 1950 ; the number of offences in which proceedings were instituted ; the results of such proceedings ; the number of persons proceeded against and the results of these proceedings.

A. (2). The details of the offences recorded in A. (1), under the heading " Other Indictable Offences."

In addition, particulars are given of the results of proceedings in the cases shown under the headings in A. (1) " Otherwise Disposed of " and the value of property stolen and recovered.

A. (3). Incidence of indictable offences and detections during years 1940-1950.

APPENDIX B. ... which shows :—

The number of indictable offences, by groups, reported by each Gárda Division, and by the Gárda Districts of the Cities of Cork, Galway, Limerick and Waterford, and the number and percentage of detections.

APPENDIX C. ... which shows :—

C. (1). The number of persons proceeded against for non-indictable offences, the nature of the offences and the results of proceedings.

C. (2). The details of the offences recorded in C. (1) under the heading " Other Offences."

In addition, particulars are given of the results of proceedings in the case of persons shown under the heading " Otherwise Disposed of " in C. (1).

C. (3). The number of persons prosecuted for non-indictable offences against the Supplies and Services (Temporary Provisions) Act, 1946, and Orders, and the results of such proceedings.

C. (4). Number of Non-Indictable Offences prosecuted and number of convictions during years 1940-1950.

APPENDIX D. ... which shows :—

D. (1). The number, sex and age of persons convicted of indictable offences and the nature of the offences.

D. (2). The number, sex and age of persons charged with indictable offences in respect of whom the charges were held proved and who were dealt with under the Probation of Offenders Act.

APPENDIX E. ... which shows :—

E. (1). The number, sex and age of persons not exceeding 18 years dealt with in 1950 for indictable offences ; the nature of the offences and the results of the proceedings.

E. (2). The occupation of the persons charged ; the value of property stolen and recovered ; the previous criminal history (if any) of the offenders and their school attendance record.

E. (3). The social and other circumstances of the offenders which are considered to have a bearing on their delinquency.

APPENDIX F. ... which shows :—

F. (1). The number of juvenile offenders dealt with for indictable offences and the nature of the offences in each Gárda Division in the year 1950.

F. (2). In respect of juvenile offenders dealt with under the Probation of Offenders Act in 1950, the number of times charged and the number of times the Probation Act was applied.

F. (3). The approximate weekly income to the homes of juvenile offenders in 1950.

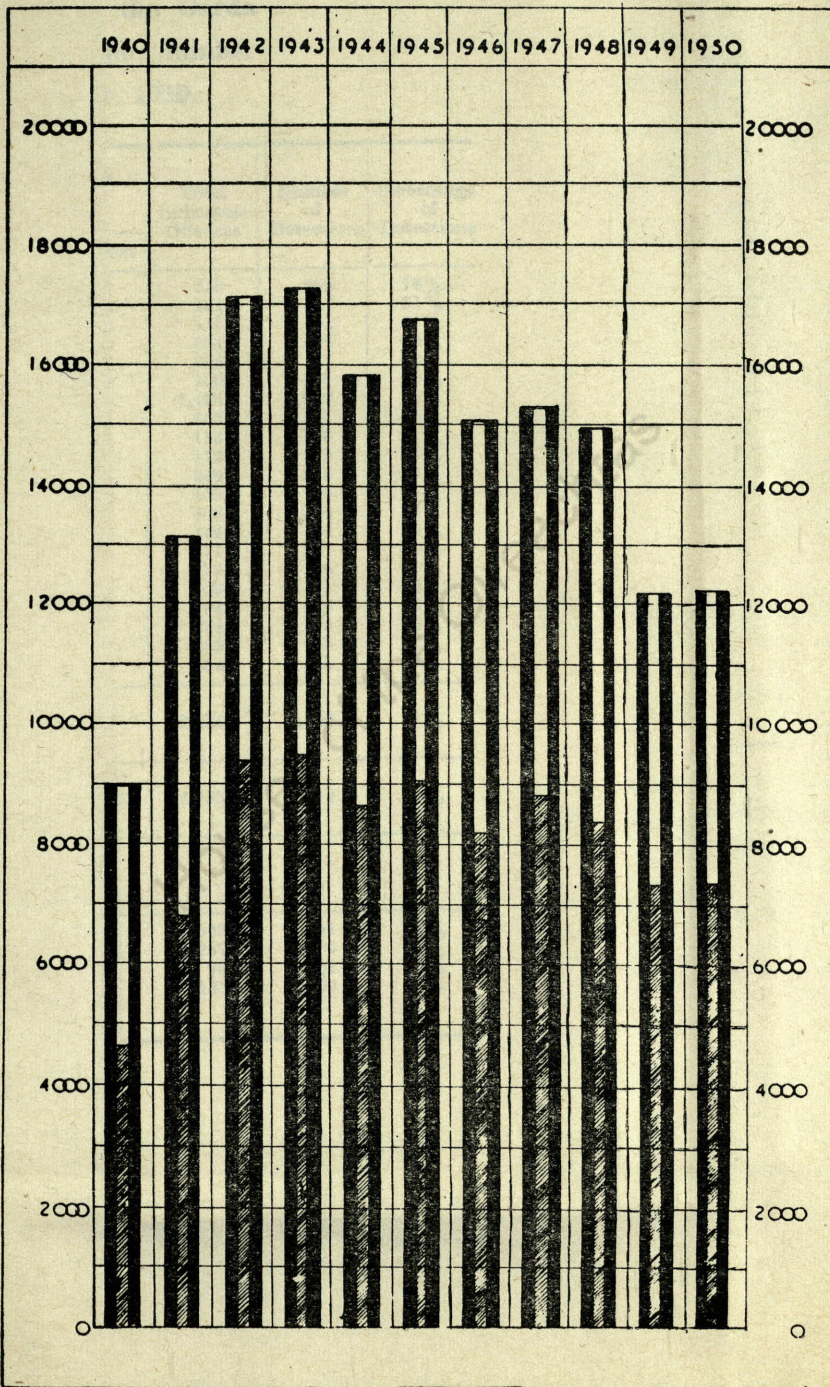
APPENDIX G. ... which shows :—

G. (1). The results of proceedings in cases pending in 1949.

G. (2). Proceedings in cases which were reported in 1949 and detected in 1950.

INDICTABLE CRIME

APPENDIX A(3)



REFERENCE



CRIME RECORDED
CRIME DETECTED

APPENDIX B.

Table showing, by Groups in respect of each Garda Division, and the Garda Districts of the Cities of Cork, Limerick, Waterford and Galway, the number of Indictable Offences and the number of Detections in the year 1950.

DIVISIONS	Offences against the Person		Offences against Property with violence		Offences against Property without violence		Other Indictable Offences		Total Indictable Offences	Number of Detections	Percentage of Detections	
	Recorded	Detected	Recorded	Detected	Recorded	Detected	Recorded	Detected				
Carlow/Kildare	20	20	84	66	219	166	7	7	330	259	78%	
Cavan/Monaghan	10	9	56	45	110	88	5	5	181	147	81%	
Clare	12	11	30	23	65	63	4	4	111	101	91%	
Cork E.R.	32	32	183	162	430	383	9	9	654	586	90%	
Cork W.R.	11	11	28	17	65	57	2	2	106	87	82%	
Donegal	13	13	54	47	121	112	2	2	190	174	92%	
Dublin Metropolitan	155	118	1,156	754	6,126	2,450	39	30	7,476	3,352	45%	
Dublin/Wicklow	51	49	279	222	330	290	5	4	665	565	85%	
Galway E.R.	13	13	27	21	72	68	1	1	113	103	91%	
Galway W.R.	27	25	46	31	97	79	2	—	172	135	78%	
Kerry	19	18	54	37	171	154	5	4	249	213	86%	
Leix/Offaly	9	8	28	24	119	100	3	3	159	135	85%	
Limerick	9	7	99	71	294	252	6	5	408	335	82%	
Longford/Westmeath	10	7	46	38	85	77	3	2	144	124	86%	
Louth/Meath	14	13	77	56	175	163	5	5	271	237	88%	
Mayo	18	14	20	17	101	95	—	—	139	126	91%	
Roscommon	5	5	10	7	41	36	3	3	59	51	86%	
Sligo/Leitrim	8	6	30	21	79	66	17	17	134	110	82%	
Tipperary	21	21	46	35	160	142	7	7	234	205	88%	
Waterford/Kilkenny	22	20	55	42	201	176	4	4	282	242	86%	
Wexford	20	20	37	33	96	89	1	1	154	143	93%	
TOTALS	Whole Country ...	499	440	2,445	1,769	9,157	5,106	130	115	12,231	7,430	61%
	excluding D.M.D. ...	344	322	1,289	1,015	3,031	2,656	91	85	4,755	4,078	86%
Districts ...												
Cork	15	15	132	118	348	313	5	5	500	451	90%	
Limerick	7	6	70	53	176	143	4	3	257	205	80%	
Waterford	6	6	13	11	76	63	1	1	96	81	84%	
Galway	10	8	42	28	81	63	2	—	135	99	73%	

NON-INDICTABLE OFFENCES—PERSONS DEALT WITH SUMMARILY—PROCEEDINGS AND RESULTS—Continued.

(1) OFFENCES (Nature of Offence and Act and Section under which Proceedings taken—in respect of Offences included on line "Other Offences" in Appendix C (1).)	(2) Persons proceeded against.			(3) Apprehended	(4) Summoned	(5) Charge withdrawn or dismissed.	Charge proved—Order made without Conviction for					(11) Number convicted	CONVICTED.			(15) Place of Detention or Police Station	(16) Reformatory School	(17) Whipping	(18) Fine	(19) Recognizances	(20) Otherwise disposed of. †	(21) Otherwise disposed of.*
	TOTAL	Male	Female				(6) Dismissal	(7) Recognizances	(8) Probation	(9) Committal to Industrial School	(10) Committal to Custody of Relative, &c.		Imprisonment without option of Fine.									
													(12) Total	(13) Over 1 month	(14) 1 month and under							
Ecclesiastical Courts Jurisdiction Act, 1860 Sec. 2	4	4	—	—	4	—	1	—	—	—	—	—	—	—	—	—	—	—	—	—	—	—
Enforcement of Court Orders Act, 1926, Sec. 25	5	3	2	1	4	—	3	—	—	—	—	—	—	—	—	—	—	—	—	—	—	—
Foreshore Act, 1933 Sec. 6	75	75	—	—	75	2	—	—	—	—	—	—	—	—	—	—	—	—	—	—	—	—
Hawkers Act, 1888, Sec. 5	3	3	—	—	3	—	—	—	—	—	—	—	—	—	—	—	—	—	—	—	—	—
Children's Act, 1908, Sec. 75	1	1	—	—	1	—	—	—	—	—	—	—	—	—	—	—	—	—	—	—	—	—
Auctioneers and House Agents Act, 1947, Sec. 7	1	1	—	—	1	—	—	—	—	—	—	—	—	—	—	—	—	—	—	—	—	—
Registration of Births and Deaths Act, 1880, Sec. 30	1	—	1	—	1	—	—	—	—	—	—	—	—	—	—	—	—	—	—	—	—	—
False Alarm of Fire Act, 1940, Sec. 11	6	3	3	—	6	—	2	—	—	—	—	—	—	—	—	—	—	—	—	—	—	—
Protection of Animals Act, 1911, Sec. 8	1	1	—	—	1	—	—	—	—	—	—	—	—	—	—	—	—	—	—	—	—	—
Conduct Calculated to Provoke a Breach of the Peace	140	131	9	4	136	46	33	22	—	—	—	38	2	—	—	—	—	—	—	—	—	—
Air Navigation Order, 1949, Secs., 11 and 13 (3)	3	2	1	—	3	—	—	—	—	—	—	—	—	—	—	—	—	—	—	—	—	—
Local Government Act, 1895	1	1	—	—	1	—	3	—	—	—	—	—	—	—	—	—	—	—	—	—	—	—
Companies Consolidation Act, 1908, Sec. 26	2	2	—	—	2	—	—	—	—	—	—	—	—	—	—	—	—	—	—	—	—	—
Criminal Law Amendment Act, 1935, Sec. 18	13	8	5	4	9	—	1	—	—	—	—	12	2	—	—	—	—	—	—	—	—	—
Post Office Act, 1908, Sec. 63	1	1	—	—	1	—	—	—	—	—	—	—	—	—	—	—	—	—	—	—	—	—
Customs Temporary Provisions Act, 1945, Sec. 3(1)(2)	1	1	—	—	1	—	—	—	—	—	—	—	—	—	—	—	—	—	—	—	—	—
Milk (Regulation of Supply and Price) Act, 1936, Sec. 52	6	6	—	—	6	—	—	—	—	—	—	—	—	—	—	—	—	—	—	—	—	—
Milk Retail Prices Order, 1949, S.I. 117/49	6	4	2	—	6	—	—	—	—	—	—	6	—	—	—	—	—	—	—	—	—	—
Milk Retail Prices Order, 1950, S.I. 104/50	1	1	—	—	1	—	—	—	—	—	—	1	—	—	—	—	—	—	—	—	—	—
Supplies and Services (Temporary Provisions Act) 1946 and Orders thereunder	82	73	9	—	82	3	15	—	—	—	—	64	1	—	—	—	—	—	—	—	—	—
TOTAL	353	321	32	9	344	57	61	25	2	—	—	207	6	1	5	—	—	—	—	—	—	—

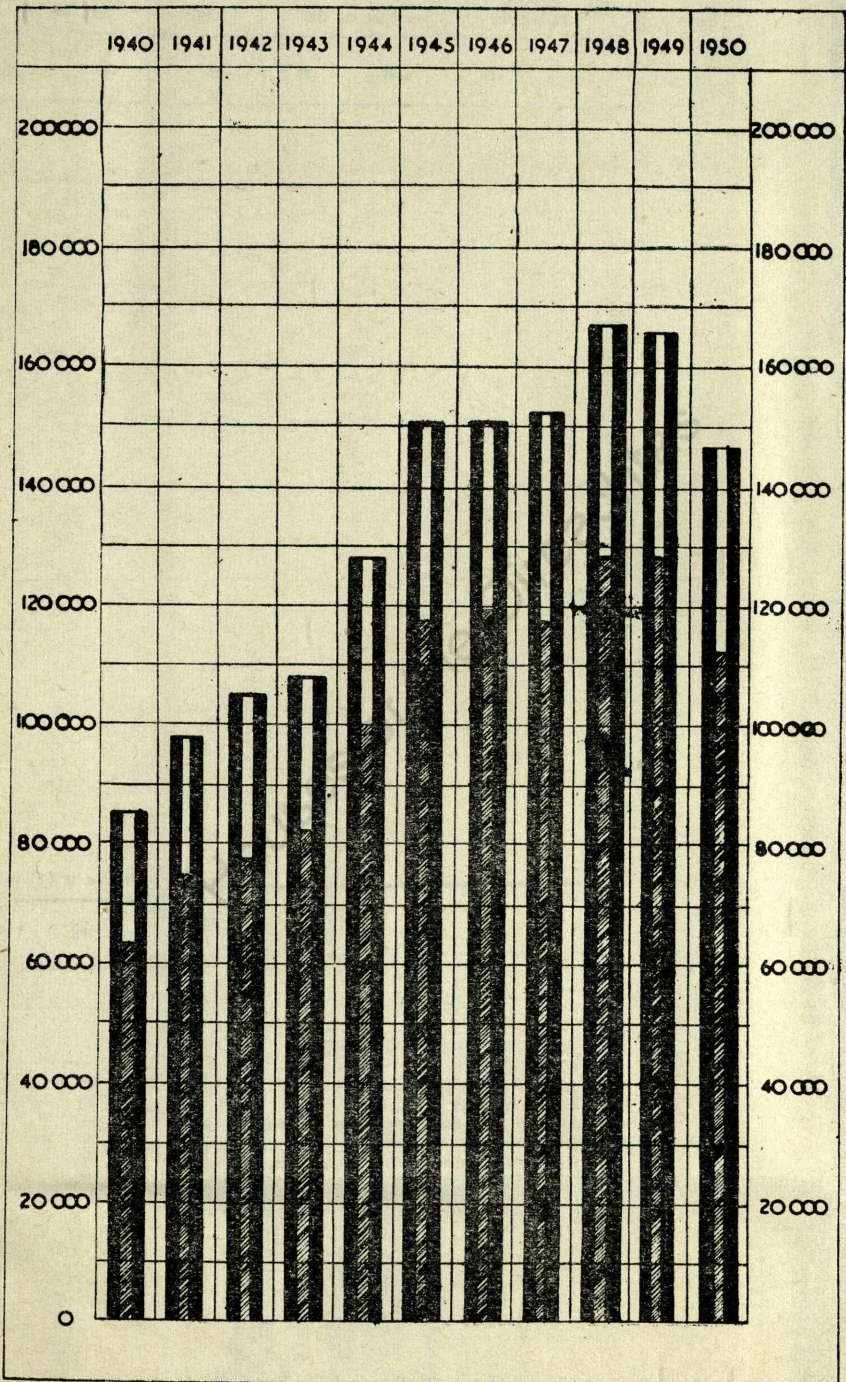
† Particulars of Persons included in Column 20, in Appendix C (1), "Otherwise disposed of."

OFFENCES.	Act and Section under which Proceedings taken	Number of Offenders.		SENTENCE, ORDER, &c.
		Children and Young Persons.	Other Persons.	
Intoxicating Liquor Laws—Offences against Closing Regulations	Intoxicating Liquor Act, 1927 Sec. 2.	—	1	No penalty imposed.
TOTAL			1	



* Particulars of Persons included in Column 21, in Appendix C (1) "Otherwise disposed of."

OFFENCES.	Act and Section under which Proceedings taken	Number of Offenders.		HOW DISPOSED OF.
		Children and Young Persons.	Other Persons.	
Dogs, Offences in relation to Licensing of	Finance Act 1925 Secs. 37 and 38.	—	117	Adjourned Sine Die.
Dogs, Other Offences in relation to	Dogs Act 1871 Sec. 2.	—	2	District Justice ordered dogs to be destroyed.
Education and School Attendance Acts	School Attendance Act, 1926, Sec. 4.	—	1	Adjourned Sine Die.
Malicious Damage to Animals, Fences, etc.	Malicious Damage Act, 1861, Sec. 52.	—	1	Committed to Mental Hospital.
Conduct calculated to Provoke a breach of the peace.	Common Law.	—	1	Adjourned Sine Die.
TOTAL			122	

NON-INDICTABLE OFFENCES



REFERENCE

 PERSONS PROSECUTED
 CONVICTIONS

1950.

INDICTABLE OFFENCES.—SEX AND AGE OF PERSONS AGAINST WHOM CHARGES WERE PROVED AND ORDERS MADE WITHOUT CONVICTION.

APPENDIX D (2).

(1) NATURE OF OFFENCES.	(2) Total	SEX		AGE.													
		(3) Males.	(4) Females.	(5) Under 14 years.		(6) 14 to 16.		(7) 16 to 18.		(8) 18 to 21.		(9) 21 to 30.		(10) 30 to 40.		(11) Above 40 years.	
				M.	F.	M.	F.	M.	F.	M.	F.	M.	F.	M.	F.	M.	F.
6. Assault, Wounding and other like Offences (Misdemeanours) ...	23	22	1	3	—	—	—	1	—	1	—	4	—	12	1	1	—
17. Indecent Assaults on Females ...	22	22	—	5	—	—	—	7	—	1	—	5	—	1	—	—	—
24. Sacrilege (including Larceny from Donation Boxes) ...	15	12	3	5	1	—	—	2	—	—	1	—	—	—	—	—	—
25. Burglary ...	19	19	—	2	—	—	—	2	—	—	—	4	—	—	—	—	—
26. Housebreaking (Dwelling Houses) ...	212	202	10	90	7	—	—	22	—	18	1	15	1	—	—	—	—
27. Breaking into Shops, Warehouses, &c. ...	461	455	6	223	5	—	—	58	—	30	1	23	—	—	—	—	—
28. Attempts to break into Houses, Shops, Warehouses, &c. ...	10	10	—	6	—	—	—	—	—	3	—	—	—	—	—	—	—
29. Entering with intent to commit Felony ...	1	1	—	—	—	—	—	—	—	—	—	—	—	—	—	—	—
30. Possession of Housebreaking Tools, &c. ...	3	3	—	—	—	—	—	—	—	—	—	—	—	—	—	—	—
39. Other Malicious Injuries to Property ...	109	106	3	46	1	—	—	8	—	—	—	—	—	—	—	—	—
40. Larceny of Horses, Cattle and Sheep ...	8	8	—	6	—	—	—	—	—	—	—	—	—	—	—	—	—
41. Larceny from the Person ...	32	24	8	6	—	—	—	—	—	2	1	2	—	3	1	2	—
42. Larceny in House to value of £5, or with menaces ...	76	48	28	5	3	—	—	10	6	10	10	7	—	5	4	3	—
43. Larceny from Dwelling House by Employees ...	70	16	54	—	2	—	—	2	13	4	13	1	12	1	2	2	—
45. Larceny of Motor Vehicles ...	—	—	—	—	—	—	—	—	—	—	—	—	—	—	—	—	—
46. Larceny of Pedal Cycles ...	123	104	19	27	6	—	—	22	6	15	3	12	—	5	—	3	—
47. Larceny from Unattended Vehicles ...	186	180	6	82	1	—	—	27	—	12	2	17	—	6	—	—	—
48. Larceny from Shops and Stalls ...	354	281	73	114	15	—	—	40	7	20	12	13	11	5	5	10	13
49. Other Larcenies (exceeding £5 in value) ...	180	159	21	28	2	—	—	19	5	18	3	29	5	21	2	16	4
50. Other Larcenies (not exceeding £5 in value) ...	809	696	113	212	8	—	—	91	12	65	15	90	22	57	17	53	22
51. Embezzlement ...	15	13	2	—	—	—	—	2	—	—	—	—	—	1	—	5	—
52. Obtaining Goods, &c., by False Pretences ...	47	29	18	2	2	—	—	—	3	—	—	13	—	5	1	4	2
55. Receiving Stolen Goods ...	60	45	15	12	—	—	—	10	—	—	—	—	—	3	—	6	7
60. Riot or Unlawful Assembly ...	—	—	—	—	—	—	—	—	—	—	—	—	—	—	—	—	—
63. Unlawful Possession of Firearms ...	1	1	—	—	—	—	—	—	—	—	—	—	—	—	—	—	—
66. Suicide—Attempting to commit ...	12	9	3	—	—	—	—	—	—	—	—	—	—	5	—	3	1
Other Indictable Offences, viz.—†	—	—	—	—	—	—	—	—	—	—	—	—	—	—	—	—	—
10. Intimidation by Threatening Letters, Notices, etc. ...	1	—	1	—	—	—	—	—	—	—	—	—	—	—	—	—	1
15. Unnatural Offences and Attempts ...	4	4	—	—	—	—	—	—	—	—	—	—	—	—	—	—	—
32. Robbery and Assaults with Intent to Rob ...	1	1	—	—	—	—	—	—	—	—	—	—	—	—	—	—	—
35. Threatening to Publish or Publishing with Intent to Extort ...	1	1	—	—	—	—	—	—	—	—	—	—	—	—	—	—	—
54. Other Frauds ...	2	1	1	—	—	—	—	—	—	—	—	—	—	—	—	—	—
56. Forgery and Uttering ...	2	1	1	—	—	—	—	—	—	—	—	—	—	—	—	—	—
61. Bribery, etc. ...	1	—	—	—	—	—	—	—	—	—	—	—	—	—	—	—	1
67. Effecting a Public Mischief ...	2	1	1	—	—	—	—	—	—	—	—	—	—	—	—	—	—
TOTAL ...	2,862	2,474	388	869	54	—	—	327	54	219	68	272	67	141	42	128	55

† Titles of Offences as given in Appendices A (1) and A (2).

1950.

JUVENILE OFFENDERS.

APPENDIX F (1)

OFFENDERS CHARGED IN THE YEAR 1950, AND RELEASED UNDER THE PROBATION OF OFFENDERS ACT, 1907.

	Number Charged	Number Released under P.O. Act	Released under P. Offenders Act.			
			Once	Twice	3 Times	4 Times or More
Whole Country	2,453	1,952				
Dublin Metropolitan Area	1,076	899				
Outside Dublin Met. Area	1,377	1,053				
<i>Charged for 1st Time:</i>						
Whole Country	1,892	1,454				
Dublin Metropolitan Area	782	637				
Outside Dublin Met. Area	1,110	817				
<i>Charged for 2nd Time:</i>						
Whole Country	408	167		193		
Dublin Metropolitan Area	205	78		105		
Outside Dublin Met. Area	203	89		88		
<i>Charged for 3rd Time:</i>						
Whole Country	96	24		40	23	
Dublin Metropolitan Area	50	14		17	12	
Outside Dublin Met. Area	46	10		23	11	
<i>Charged for 4th Time or more:</i>						
Whole Country	57	5		16	18	12
Dublin Metropolitan Area	39	3		12	15	6
Outside Dublin Met. Area	18	2		4	3	6

APPENDIX F (2).

JUVENILE OFFENDERS—FAMILY INCOME.

Offence Charged	Under £2	£2 to £4	£4 to £6	£6 to £8	£8 or over	Not ascertainable	Total
Burglary	—	3	3	1	1	1	9
Housebreaking	71	191	240	198	109	11	820
Larceny of Pedal Cycles	10	45	47	25	14	2	143
Larceny from Unattended Vehicles	6	32	60	35	15	1	149
Larceny from Shops and Stalls	20	64	110	72	40	3	309
Other Larcenies (exceeding £5 in value)	17	33	50	50	43	7	200
Other Larcenies (not exceeding £5 in value)	47	148	175	102	53	8	533
Malicious Damage to Property	9	26	55	42	43	1	176
Other Offences	14	40	20	19	17	4	114
TOTAL	194	582	760	544	335	38	2,453

APPENDIX F (3).

JUVENILE OFFENDERS.

TABLE SHOWING, BY CRIMES, THE NUMBER OF JUVENILE OFFENDERS IN EACH GARDA DIVISION IN YEAR, 1950.

Division	Burglary	Housebreaking	Larceny of Pedal Cycles	Larceny from Unattended Vehicles	Larceny from Shops and Stalls	Other Larcenies (exceeding £5 in value)	Other Larcenies (not exceeding £5 in value)	Malicious Damage to Property	Other Offences	Total
Carlow/Kildare	24	4	4	2	4	4	16	7	5	66
Cavan/Monaghan	15	1	4	4	1	1	13	1	—	38
Clare	5	3	1	3	7	5	4	7	3	35
Cork E.R.	82	1	5	21	19	23	35	30	9	225
Cork W.R.	11	—	—	—	—	3	8	1	2	30
Donegal	20	4	4	4	5	3	4	2	4	44
Dublin Metropolitan	381	91	46	46	163	90	242	37	24	1,076
Dublin/Wicklow	81	12	5	12	10	23	24	61	11	228
Galway E.R.	7	8	2	—	2	2	6	—	1	18
Galway W.R.	7	—	—	—	5	—	5	—	4	26
Kerry	10	7	7	7	1	4	19	3	6	51
Leix/O'Faly	16	3	3	2	18	1	10	3	5	58
Limerick	37	17	9	17	16	8	37	9	13	146
Longford/Westmeath	7	1	1	1	2	1	2	1	7	29
Louth/Meath	20	2	2	6	12	2	12	6	7	54
Mayo	10	4	2	—	3	4	4	—	1	37
Roscommon	4	4	1	—	4	4	2	—	2	9
Sligo/Leitrim	5	5	1	—	4	4	3	2	4	23
Tipperary	17	1	4	11	15	10	29	—	4	91
Waterford/Kilkenny	43	4	4	4	16	8	30	2	6	113
Wexford	18	1	1	1	6	1	19	5	5	56
TOTALS	820	143	149	309	200	533	176	114	2,453	





24/7

PÁIPÉIR ATÁ LE TÍOLACADH DON DÁIL AGUS DON tSEANAD
PAPERS TO BE PRESENTED TO THE DAIL AND SEANAD.

720

1. An Roinn atá ag déanamh an tíolactha
Department making presentation ...

.....Justice.....

2. Teideal an Pháipéir atá le tíolacadh ...
Title of Paper to be presented ...

Report of the Commissioner of the
Gárda Síochána on Crime for the
year 1950.

3. Más do réir Reachta atá an tíolacadh á
dhéanamh, luaitear Teideal agus Alt
an Achta a údaraíonn an tíolacadh ...

If presented pursuant to Statute, state
authority for presentation, giving Title
and Section of Act ...

.....
.....
.....

4. Más gá é bheith ar taispeáint ar an
mBord ar feadh tréimhse áirithe,
luaitear :

If required to be on the Table for a
specified period, state :

(1) An tréimhse ...
Period ...

.....


(2) Cé acu tréimhse de laethe siosóin no
de laethe suí í ...
Whether days of session or sitting
days ...

.....

5. An gá tairiscint ag lorg aontuithe gach
Tí? ...

If motion of approval by each House
necessary? ...

.....No.....



Sínithe
Signed

Ceann na Roinne.
Head of Department.

24th July, 1952.

