

2276



REPORT  
OF THE  
COMMISSIONER  
OF THE GÁRDA SÍOCHÁNA  
ON CRIME  
  
FOR THE YEAR  
1952

---

DUBLIN:  
PUBLISHED BY THE STATIONERY OFFICE

To be purchased from the  
GOVERNMENT PUBLICATIONS SALE OFFICE,  
G.P.O. ARCADE, DUBLIN;  
or through any Bookseller.

*Price: Two Shillings*

(Pr. 2276).





Houses of the Oread





ANNUAL REPORT.

To THE MINISTER FOR JUSTICE.

Sir,

REPORT

I have the honour to submit herewith my Annual Report on Crime for the year ended 31st December, 1952.

OF THE

COMMISSIONER

OF THE GÁRDA SÍOCHÁNA

ON CRIME

FOR THE YEAR

1952

Group	Number of persons	
	convicted	proceeded with
I—Offences against the person	465	449
II—Offences against Property with Violence	2,775	2,826
III—Offences against Property without Violence	11,391	10,512
IV—Other offences	226	472
TOTALS	14,757	14,259

DUBLIN

PUBLISHED BY THE STATIONERY OFFICE

The number of persons in indictable offences in the year 1952 was 14,757. Of these 14,259 were convicted.

To be purchased from the GOVERNMENT PUBLICATIONS SALE OFFICE

G.P.O. ARCADE, DUBLIN;

or through any Bookseller.

Price: Two Shillings

(Pr. 2276).





REPORT  
OF THE  
COMMISSIONER  
**INDEX.**  
OF THE GÁRDA SÍOCHÁNA  
ON CRIME

PART 1.—Indictable Offences ... .. Pages 1 to 17

PART 2.—Juveniles charged with Indict-  
able Offences ... .. Pages 18 to 21

PART 3.—Non-Indictable Offences ... .. Pages 21 to 28

PART 4.—Scientific Aids to Crime Detection ... .. Pages 28 to 33

PART 5.—Appendices ... ..

DUBLIN  
FORWARDED BY THE STATIONERY OFFICE  
To be produced from the  
GOVERNMENT PRINTING AND BOOKBINDING OFFICE,  
10, O'NEILL STREET, DUBLIN,  
on through and by order of  
The Stationery Office

(P. 2278)



# ANNUAL REPORT.

TO THE MINISTER FOR JUSTICE.

Sir,

I have the honour to submit herewith my Annual Report on Crime for the year ended 31st December, 1952.

MURDER (OF PERSONS AGED ABOVE 15 YEARS).

## PART I. INDICTABLE OFFENCES.

The number of indictable offences which were reported or became known to the Gárda Síochana during the year 1952 was 14,720, which figure exceeds the total for the year 1951 by 593.

Proceedings were taken in 7,203 cases.

The increase in offences in 1952 is mainly in the larceny Group which shows an increase of 764, including an increase of 696 in Larcenies of Pedal Cycles.

The number of offences recorded in each offence group in the years 1951 and 1952 are given in the following table:—

GROUP	Number of offences recorded	
	1952	1951
I—Offences against the Person ... ..	465	446
II—Offences against Property with Violence ... ..	2,728	2,996
III—Offences against Property without Violence ... ..	11,301	10,513
IV—Other Offences ... ..	226	172
<b>TOTALS</b> ... ..	<b>14,720</b>	<b>14,127</b>

The number of persons charged with indictable offences in the year 1952 was 6,803, of whom 3,183 persons were convicted. The charges against a further 2,458 persons were held proved, and the Probation of Offenders Act was applied.

For details of indictable offences and proceedings, see Appendix A.



Comparative figures of indictable offences and proceedings in the years 1947 to 1952 are given in the following table :—

YEAR.	No. of Offences reported or known to the Gárda.	No. of Offences in which proceedings were instituted	No. of Persons proceeded against.
1952	14,720	7,203	6,803
1951	14,127	7,501	7,608
1950	12,231	6,995	6,889
1949	12,171	7,029	6,657
1948	14,949	7,963	7,906
1947	15,329	8,467	8,561

Details of indictable offences and detections, in each Gárda Division and in the Gárda Districts of the cities of Cork, Limerick, Galway and Waterford, in the year 1952 are given in Appendix B.

Indictable offences, proceedings and persons proceeded against in the year 1952 in group classification are as follows :—

GROUP.	No. of offences known to the Gárda.	No. of offences in which proceedings were taken	No. of Persons proceeded against.
I—Offences against the Person ...	465	388	466
II—Offences against Property with Violence ...	2,728	1,667	1,788
III—Offences against Property without Violence	11,301	4,963	4,377
IV—Offences not included in the above Groups	226	185	172
TOTALS ...	14,720	7,203	6,803

#### GROUP I.—OFFENCES AGAINST THE PERSON.

Offences of Murder, Manslaughter, Wounding, Assault, Intimidation, Cruelty to and Abandoning of Children and Sexual Offences are included in this Group.

Comparative figures for offences recorded in this group and the number and percentages of cases in which proceedings were instituted in the years 1947 to 1952 are given in the following table :—



YEAR.	No. of offences known to the Gárda.	No. of offences in which proceedings were instituted.	Percentage of offences in which proceedings were instituted.
1952	465	388	84
1951	446	348	78
1950	499	421	84
1949	496	430	87
1948	535	465	87
1947	436	381	87

#### MURDER (OF PERSONS AGED ABOVE ONE YEAR).

Three murders of persons aged above one year were recorded in the year 1952. Proceedings were taken in two cases. The offender in the third case committed suicide.

Brief particulars of the cases are :—

*Co. Meath.*—On 15th August, 1952, a farmer's daughter, with a male companion, was walking along the public road when a local farm labourer fired two shots point blank at her from a shot-gun. Her companion grappled with the assailant who struck him on the head with the gun and then fired a third and fatal shot at the girl. He then ran away across the fields where his dead body bearing a gun shot wound was later found.

The motive was jealousy.

*Co. Kildare.*—On 15th November, 1952, a young girl on a visit from Dublin was fatally stabbed by a young man with whom she had been keeping company for some years, and had just broken an engagement to be married. The offender gave himself up to the Gárda. He was subsequently convicted of murder and was sentenced to death. The conviction and sentence were quashed on appeal and a new trial was ordered. He was then found to be insane and incapable of pleading, and was ordered to be detained during the pleasure of the Government.

*Co. Meath.*—On 6th December, 1952, a Land Steward and a Gamekeeper, in the same employment spent the day on a drinking bout. Having returned to the Gamekeeper's house an altercation occurred and the Gamekeeper took a shot-gun and fired point blank at the Steward, killing him. At the Central Criminal court the Gamekeeper was found "Not Guilty" of Murder and was discharged.

Two murders of persons aged above one year were recorded in the year 1951,



**MURDER (OF INFANTS AGED ONE YEAR AND UNDER).**

Four murders of infants aged one year and under were recorded in the year 1952. Proceedings were taken in one case and in another case there was a definite suspect but no proceedings were taken.

Brief particulars of the crimes are :—

*Co. Kildare.*—An eleven months' old child was severely beaten on the head by his father and died on the same day. The father was found to be insane and was ordered to be detained during the pleasure of the Government.

*Co. Louth.*—The dead body of a female infant was found in a sack on the seashore. Death was caused by suffocation due to drowning. No one was made amenable for the crime.

*Co. Mayo.*—The dead body of a female infant was found in a sack in a cemetery vault. Death was caused by strangulation. Investigation pointed to a definite suspect, but the Attorney-General advised that the evidence available was not sufficient to warrant an arrest.

*Dublin Metropolitan Area.*—The dead body of a male infant was found concealed under shrubs in a cemetery. Death was caused by respiratory failure due to violence.

No one was made amenable in this case.

Two murders of infants were recorded in year 1951.

**INFANTICIDE.**

Three cases of infanticide were recorded in the year 1952.

Brief particulars are :—

*Co. Monaghan.*—The dead body of a female infant was found concealed in a press. Death was caused by suffocation due to pressure on the neck and chest. An arrest was made and the accused was sent for trial.

At Castleblayney Circuit Court on 3rd June, 1953, she was found "Not Guilty" and was discharged.

*Co. Carlow.*—A twelve days' old male infant was found dead in bed. Death was caused by suffocation. The mother of the infant admitted she caused its death as her husband denied paternity, and she was so upset she did not know what she was doing. She was sent for trial on a charge of murder and on her



trial she pleaded guilty to Infanticide. Her plea was accepted, and she was sentenced to 18 months' imprisonment, not to be enforced if she entered recognizances to keep the peace for two years.

*Co. Wexford.*—A young domestic gave birth to a female infant which died as a result of manual strangulation. A charge of "Murder" was entered against the mother. At the District Court the charge was reduced to "Infanticide," and the accused was discharged on entering into recognizances to keep the peace for two years.

One case of Infanticide was recorded in year 1951.

#### ATTEMPT TO MURDER.

One crime of Attempt to Murder was recorded in the year 1952.

Brief particulars are :—

*Dublin Metropolitan Area.*—On 3rd August, 1952, an altercation took place between two brothers concerning payment of a Court Award which one had secured against the other for damage to a house. An affray ensued in which one of them, assisted by his son, inflicted serious injuries on the other with a dagger and a cobbler's knife. The offenders were charged with "Attempted Murder," and at the Central Criminal Court on 19th November, 1952, they pleaded "Guilty." The senior defendant was sentenced to seven years' Penal Servitude and his son was sentenced to five years' Penal Servitude. Leave to appeal was refused.

Four crimes of Attempted Murder were recorded in year 1951.

#### THREATS, ETC., TO MURDER.

One case of Threatening to Murder was recorded in the year 1952 in which a 33 years' old farm labourer received through the post a letter threatening him with death by shooting if he did not give up paying attention to a young lady he was soon to marry. Suspicion pointed to a married woman as the writer of the letter, but sufficient evidence to support a charge was not obtained.

Three crimes of Threatening to Murder were recorded in the year 1951.



**MANSLAUGHTER (OTHER THEN TRAFFIC FATALITIES).**

Three crimes of Manslaughter (other than Traffic Fatalities) were recorded in the year 1952.

Brief particulars are :—

*Co. Galway.*—On 4th February, 1952, arising out of an altercation at an itinerants' camp, a male member was stabbed in the neck and struck with a pail on the head, causing fracture of this skull from which he died on the 13th February, 1952. His assailant was arrested and charged, but informations were refused at the District Court.

*Dublin Metropolitan Area.*—On 27th February, 1952, a fracas occurred in a refreshment saloon during which a news-vendor was stabbed through the heart with a butcher's knife. His assailant was arrested and charged with Murder. He was convicted of Manslaughter and was sentenced to six years' penal servitude.

*Co. Kildare.*—On 3rd August, 1952, arising out of a dispute at a "Pitch-and-Toss" game, blows were struck. A young man was knocked to the ground and received a fracture of the skull from which he died. His assailant was convicted of Manslaughter and was sentenced to eighteen months' imprisonment with hard labour. The conviction and sentence were quashed on appeal, and a new trial was ordered. At the Central Criminal Court on 7th May, 1953, the accused was found "Not Guilty," and was discharged.

Three crimes were also recorded in the year 1951.

**MANSLAUGHTER (TRAFFIC FATALITIES).**

Six crimes of Manslaughter arising out of Traffic Fatalities were recorded in the year 1952.

Proceedings were taken in one case, and the accused was convicted.

No persons were made amenable in the other 5 cases ; neither the vehicles or drivers concerned were traced in these cases, which are presumed manslaughter.

Three crimes were recorded in the year 1951.

**WOUNDING, ETC. (FELONIES).**

Nineteen crimes of wounding and other acts endangering life were recorded in the year 1952. Proceedings were taken in



**ROBBERY.**

16 cases. In a further two cases the offenders were known, but no proceedings are shown as in one case the offender committed suicide and in the other, the offenders are resident in Northern Ireland and have not been made amenable.

The offenders in eleven cases were convicted and two cases are pending.

Nine crimes were recorded in the year 1951.

**ASSAULT, WOUNDING, ETC. (MISDEMEANOURS).**

A total of 147 crimes of Assault, etc. (Misdemeanours), was recorded in 1952. Proceedings were taken in 141 cases. Convictions were recorded in 104 cases, and in a further 15 cases the charges were held proved and the Probation of Offenders Act was applied. Eight cases are pending.

155 crimes were recorded in the year 1951.

**INTIMIDATION.**

Seventeen crimes of Intimidation were recorded in the year 1952, compared with 28 in the year 1951. Proceedings were taken in 9 cases. Convictions were recorded in 4 cases and in a further 2 cases the charges were held proved, and the Probation of Offenders Act was applied.

Three cases are pending.

**SEXUAL OFFENCES AGAINST FEMALES.**

There was a slight increase in the number of sexual offences against females recorded in the year 1952 compared with the number in 1951. The figures for the latter year was the lowest in post-war years.

Comparative figures for offences and proceedings in years 1947 to 1952 are given in the following table :—

YEAR.	No. of offences recorded.	No. of offences in which proceedings were instituted.	Percentage of offences in which proceedings were instituted.
1952	183	152	83
1951	162	135	83
1950	187	158	84
1949	197	161	82
1948	211	187	89
1947	168	148	88



GROUP II.—OFFENCES AGAINST PROPERTY WITH VIOLENCE.

This group includes offences of Burglary, Housebreaking, Robbery and Malicious Injury to Property.

The number of offences recorded in the group in the year 1952 was 2,728. Proceedings were taken in 1,667 cases and convictions were recorded in 994 cases. In 467 cases the charges were held proved and the probation of Offenders Act was applied ; 109 cases are pending in the Courts.

Comparative figures of offences recorded and the number and percentage of offences in which proceedings were taken in the years 1947 to 1952 are given in the following table :—

YEAR.	No. of offences recorded.	No. of offences in which proceedings were instituted.	Percentage of Offences in which proceedings were instituted.
1952	2,728	1,667	61
1951	2,996	1,865	62
1950	2,445	1,623	66
1949	2,407	1,613	67
1948	2,883	1,774	62
1947	2,727	1,813	66

Offences relating to Housebreaking recorded in the year 1952 numbered 2,591, a decrease of 45 compared with the number in 1951. Burglaries numbered 199 in the year 1952 (in the year 1951 there were 201), Housebreaking (Dwellinghouses) numbered 832 in 1952 (846 in 1951). Breaking into Shops, Warehouses, etc., numbered 1,378 in 1952 (1,419 in 1951), and Attempts to Break into Houses, Shops, etc., numbered 70 in 1952 (70 in 1951).

Comparative figures for offences relating to Housebreaking and the number and percentage of offences in which proceedings were instituted in the years 1947 to 1952 are given in the following table :—

YEAR.	No. of offences recorded.	No. of offences in which proceedings were instituted.	Percentage of offences in which proceedings were instituted.
1952	2,591	1,588	61
1951	2,636	1,690	64
1950	2,031	1,387	68
1949	2,030	1,410	69
1948	2,385	1,534	64
1947	2,358	1,631	69



## ROBBERY.

23 offences of Robbery and Assaults with Intent to Rob were recorded in the year 1952. Firearms were alleged to have been used in four cases.

Proceedings were taken in 13 cases and convictions were recorded in seven cases. Two cases are pending.

Brief particulars of the cases in which firearms were alleged to have been used are :—

*Dublin Metropolitan Area.*

(1) Two men, one of whom was said to be armed with a revolver, entered a garage premises, held up the petrol attendant and took about £9 from the cash register.

An arrest was made, but at the Dublin Circuit Court the accused was found "Not Guilty" and was discharged.

(2) Two men, one of whom carried a revolver, entered a dwellinghouse under the guise of being employees of the Gas Company. When inside they held up a young maid and took the sum of 10s. from her. They then searched the house but took nothing else. A shot was said to have been fired at a dog during their visit.

No one was made amenable.

*Co. Meath.*—In the early hours of the morning when a publican opened the back door of his premises to go outside, a man carrying a shotgun entered and demanded the sum of £50. His request was refused and he searched the shop. He found the sum of £2 5s. 0d., took it, and went away.

An arrest was made in this case and the accused is awaiting trial.

*Co. Roscommon.*—A farmer alleged he was held up on the public road by a group of men, one of whom carried a .22 rifle, who demanded all the money he had. He gave them a few shillings saying it was all he had and they went away.

No one has been made amenable.

Twenty-four crimes of Robbery and Attempts were recorded in the year 1951, and firearms were alleged to have been used in two cases,



## ARSON AND OTHER MALICIOUS INJURY TO PROPERTY.

A total of 106 offences of Arson and other malicious injuries to property was recorded for the year 1952 compared with a total of 326 for the year 1951. This decrease may be attributed to the operation of the Criminal Justice Act, 1951, by which the value of damage caused to constitute an indictable offence under S.51 Malicious Damage Act, 1861, was raised from £5 to £50.

The number of cases of Arson, as distinct from other damage, in the year 1952 was 60 compared with 52 in 1951.

Proceedings were taken in 61 cases in 1952, and convictions numbered 39. The charges in a further six cases were held proved and the Probation of Offenders Act was applied. Eight cases are shown pending.

## GROUP III.—OFFENCES AGAINST PROPERTY WITHOUT VIOLENCE.

Included in this group are offences of Larceny, Embezzlement, Obtaining Goods, etc., by False Pretences, Frauds and Receiving Stolen Goods.

The number of offences recorded in the group in the year 1952 was 11,301, an increase of 788 compared with the number for the year 1951.

Proceedings were taken in 4,963 cases and convictions numbered 2,416. In a further 1,827 cases, the charges were held proved and the Probation of Offenders Act was applied.

Comparative figures of offences and the number and percentage of cases in which proceedings were taken in the years 1947 to 1952 are given in the following table:—

YEAR.	No. of offences recorded.	No. of offences in which proceedings were instituted.	Percentages of offences in which proceedings were instituted.
1952	11,301	4,963	44
1951	10,513	5,158	49
1950	9,157	4,859	53
1949	9,130	4,884	53
1948	11,354	5,580	49
1947	12,004	6,141	51

The increase in offences in this group in the year 1952 over 1951 is due to an increase of 764 in larcenies, and an increase of



59 in offences of Embezzlement, Frauds, and Obtaining Goods, etc., by False Pretences. There was a decrease of 33 in offences of Receiving Stolen Goods.

Comparative figures for the various forms of larceny given in the Statistical Tables for the years 1947 to 1952 are :—

Offences.	1952	1951	1950	1949	1948	1947
Larceny from the Person ...	257	236	219	254	258	346
Larceny in House to value of £5, etc. ...	601	554	560	613	786	698
Larceny from Dwellinghouse by Employee ...	123	134	132	144	154	215
Larceny of Explosives ...	1	—	—	—	—	—
Larceny of Motor Vehicles ...	22	21	14	16	7	24
Larceny of Pedal Cycles ...	2,592	1,896	1,389	1,420	1,502	1,592
Larceny from Unattended Vehicles ...	1,283	1,312	1,161	944	1,392	1,200
Larceny from Shops and Stalls ...	1,026	1,017	991	923	1,023	937
Larceny of Horses, Cattle and Sheep ...	51	50	56	52	71	74
Other Larcenies (exceeding £5 in value) ...	1,553	1,397	1,000	1,048	1,230	1,327
Other Larcenies (not exceeding £5 in value) ...	3,052	3,180	2,892	2,974	3,788	4,473
TOTALS ...	10,561	9,797	8,414	8,388	10,211	10,886

Of the total larcenies recorded for the year 1952, 7,593 or almost 72% were recorded in the Dublin Metropolitan Area, compared with 6,875, or 70% in the year 1951.

#### EMBEZZLEMENT.

55 offences of Embezzlement were recorded in the year 1952, a decrease of 60 compared with the number in the year 1951. Forty offences were recorded in the Dublin Metropolitan Area in 1952 compared with 93 in the year 1951.

Proceedings were taken in 53 cases in 1952 and convictions were recorded in 19 cases. In a further 21 cases the charges were held proved and the Probation of Offenders Act was applied. Five cases are shown pending.

#### OBTAINING GOODS, ETC., BY FALSE PRETENCES.

The number of offences of Obtaining Goods, etc., by False Pretences recorded in year 1952 was 406, which is 117 more than the number for the year 1951. 102 offences were recorded in the Dublin Metropolitan Area in 1952 compared with 84 in the year 1951.



Proceedings were taken in 301 cases in 1952 and convictions numbered 178. In a further 73 cases the charges were held proved and the Probation of Offenders Act was applied. Fourteen cases are shown pending.

#### FRAUDS.

46 offences relating to Frauds were recorded in the year 1952, two more than the number in the year 1951. Twenty-one offences were recorded in the Dublin Metropolitan Area in 1952 compared with 14 in 1951.

Proceedings were taken in 36 cases in 1952, convictions were recorded in 24 cases, and in a further five cases the charges were held proved and the Probation of Offenders Act was applied.

#### GROUP IV.—OFFENCES NOT INCLUDED IN FOREGOING GROUPS.

Offences included in this group are Forgery, Perjury, Bribery, Riot and Unlawful Assembly, Offences against Public Decency, Offences under the Coinage Acts, Attempting to Commit Suicide, Offences under Treason Act, Breaches of Offences against the State Act, and other indictable offences which are not included in Groups I, II or III.

A total of 226 offences was recorded in this group in the year 1952 compared with 172 in 1951. Proceedings were taken in 185 cases and convictions were recorded in 131 cases. In a further 32 cases the charges were held proved, and the Probation of Offenders Act was applied.

The increase in offences in the group in 1952 was mainly due to an increase of 44 in offences of Forgery and Uttering of which 141 offences were recorded in 1952 compared with 97 in 1951. Proceedings were taken in 118 cases. Convictions numbered 89 and in a further 17 cases the charges were held proved, and the Probation of Offenders Act was applied.

12 offences against Public Decency were recorded in 1952 compared with 22 in 1951. All but one of the offences in 1952 were recorded in the Dublin Metropolitan Area.

Seventeen cases of Attempting to Commit Suicide were recorded in 1952, five less than the number for the year 1951.

#### ORGANISED CRIMES OF VIOLENCE.

Eleven organised crimes of Violence were recorded in the year 1952 compared with 34 in the year 1951.



Nine crimes arose from Agrarian trouble and comprised the burning of an unoccupied dwellinghouse, burning of hay and straw (4 cases), damage to walls and gates (2 cases), sending threatening letter and cattle driving.

One crime arose from a Trade Dispute (Hotel Workers) in Dublin in which a crude bomb was exploded in the basement of a hotel.

The remaining case was of a political nature in which two men were charged in Dublin with possession of firearms and explosives with intent to endanger life and property.

#### VALUE OF PROPERTY STOLEN AND RECOVERED.

The value of property reported as stolen in the year 1952 was £164,743 15s. 5d., of which property valued £45,457 11s. 3d. was recovered.

In offences against property with violence, *i.e.*, Burglary, Housebreaking and Sacrilege, the value of property reported as stolen in 1952 was £61,527 8s. 11d., of which property valued at £15,000 11s. 11d. was recovered.

In offences against Property without violence, *i.e.*, Larcenies, the value of property reported as stolen in 1952 was £103,216 6s. 6d., of which property valued at £30,456 19s. 4d. was recovered.

In the year 1951 the total value of property stolen was £158,944 4s. 9d. in offences of Burglary, etc., £66,800 6s. 7d., and in Larcenies, £92,143 18s. 2d. The value of property recovered was £51,747 17s. 2d., in relation to offences of Burglary, etc. £22,011 4s. 8d., and in relation to Larcenies, £29,736 12s. 6d.

Comparative figures of offences in which property was stolen and value of property stolen in the years, 1947 to 1952 are given in the following table :—

	Year	Less than £1	£1 to £2	£2 to £5	£5 to £10	£10 to £50	£50 to £100	Over £100	Total
Offences against property with violence.	1952	363	267	402	317	608	124	123	2,204
	1951	451	302	398	295	623	123	104	2,296
	1950	357	237	338	274	406	83	59	1,754
	1949	391	265	315	250	405	77	72	1,775
	1948	397	261	364	282	525	114	100	2,043
	1947	444	268	340	327	473	88	71	2,011
Offences against property without violence.	1952	1,734	1,460	2,479	2,506	2,133	127	101	10,540
	1951	1,611	1,311	2,262	2,369	2,002	140	90	9,785
	1950	1,888	1,149	2,014	1,762	1,431	79	77	8,400
	1949	1,708	1,338	2,070	1,650	1,428	97	79	8,370
	1948	2,168	1,611	2,557	2,100	1,545	129	83	10,193
	1947	2,438	1,740	3,180	2,005	1,302	113	85	10,863



## SEX AND AGE OF PERSONS CONVICTED OF INDICTABLE OFFENCES.

The number of persons convicted of indictable offences for the year 1952 was 3,183, representing 47% of the persons charged.

The number convicted by Courts of Summary Jurisdiction was 2,942—2,674 males and 268 females, and 241 persons, 222 males and 19 females were convicted by Circuit and Higher Courts.

Details of persons convicted are given in Appendix D (1).

The number of convicted persons in each age group and the percentage which each age group forms of the total persons convicted in the years 1947 to 1952 are given in the following table:—

Age Grouping	NUMBER OF PERSONS CONVICTED						PERCENTAGE OF TOTAL					
	1952	1951	1950	1949	1948	1947	1952	1951	1950	1949	1948	1947
Under												
14 years ...	135	179	144	98	154	166	4	5	5	3	5	5
14-16 years ...	265	223	177	155	189	146	8	7	6	6	6	4
16-18 " ...	341	361	317	246	274	264	11	11	11	9	8	8
18-21 " ...	630	639	487	530	558	600	20	20	17	19	17	17
21-30 " ...	886	1,021	878	889	1,102	1,102	28	31	31	32	34	32
30-40 " ...	510	458	416	424	522	611	16	14	15	15	16	18
Above 40 years	416	379	377	401	470	556	13	12	13	15	14	16
TOTALS ...	3,183	3,260	2,796	2,743	3,269	3,445						

## CHARGE PROVED AND PROBATION OF OFFENDERS ACT APPLIED.

The number of persons against whom the charges were held proved and who were released under the Probation of Offenders Act, in the year 1952, was 2,458—36% of the persons charged—of whom 2,126 were males and 332 females.

Full details are given in Appendix D (2).

The number of persons in each age group and the percentage of the total persons so dealt with in the years 1947 to 1952 are given in the following table:—

Age Grouping	NUMBER OF PERSONS						PERCENTAGE OF TOTAL					
	1952	1951	1950	1949	1948	1947	1952	1951	1950	1949	1948	1947
Under												
14 years ...	721	944	923	810	862	971	29	31	32	29	27	27
14-16 years ...	493	602	566	490	561	546	20	20	20	17	18	15
16-18 " ...	382	459	381	352	395	421	16	15	13	13	13	12
18-21 " ...	272	331	287	325	342	378	11	11	10	12	11	11
21-30 " ...	269	335	339	350	433	533	11	11	12	13	14	15
30-40 " ...	172	201	183	211	267	301	7	7	6	8	9	9
Above 40 years	149	202	183	249	280	388	6	7	6	9	9	11
TOTALS ...	2,458	3,074	2,862	2,787	3,140	3,538						



## INDICTABLE OFFENCES CLEARED UP IN YEAR 1952.

The number of indictable offences cleared up in the year 1952 was 7,711, details of which are contained in Columns 3 and 17 of Appendix A (1) in relation to offences reported in the year 1952, and in Column 2 of Appendix G (2) in relation to offences reported in the year 1951, but not detected in that year.

The percentage of offences cleared up in 1952 in relation to the number reported was 52%. In the year 1951 the percentage was 56%.

The incidence of Indictable Offences and Detections is shown in Graphical form in Appendix A (3).

## PROCEEDINGS FOR INDICTABLE OFFENCES PENDING FROM YEAR 1951—RESULTS.

In Appendix A (1) of my Report for the year 1951, proceedings were shown pending in 418 cases. Forty-one of this number are still shown as pending. Of the cases disposed of convictions were recorded in 86 cases and in a further 236 cases the charges were held proved and the Probation of Offenders Act was applied.

Full details are given in Appendix G (1).

## PROCEEDINGS IN YEAR 1952 FOR INDICTABLE OFFENCES RECORDED IN YEAR 1951.

During the year 1952 proceedings were taken in 65 cases which were recorded in the year 1951 but were not detected in that year.

Convictions were recorded in 48 cases, and in a further 9 cases the charges were held proved and the Probation of Offenders Act was applied.

The number of persons charged in connection with those offences was 69, of whom 49 were convicted and a further 13 were dealt with under the Probation of Offenders Act.

Full details are given in Appendix G (2).



## PART II.

## JUVENILES CHARGED WITH INDICTABLE OFFENCES.

A total of 2,341 persons aged under 18 years charged with indictable offences were dealt with in the Courts in the year 1952. In the year 1951 the number dealt with was 2,702.

Full details of juvenile offenders charged with indictable offences are given in Appendices E and F.

Comparative figures of offenders, male and female, dealt with in the years 1947 to 1952 are given in the following table under the various offence headings:—

	1952		1951		1950		1949		1948		1947	
	M.	F.	M.	F.	M.	F.	M.	F.	M.	F.	M.	F.
Burglary .....	13	—	12	2	9	—	7	—	12	—	35	—
Housebreaking .....	752	23	877	21	808	12	664	24	843	36	709	39
Larceny of Pedal Cycles .....	125	13	122	16	122	21	106	6	92	22	72	12
Larceny from Unattended Vehicles .....	141	5	167	6	148	1	148	6	187	8	153	10
Larceny from Shops and Stalls .....	267	33	315	40	277	32	231	32	256	30	255	51
Other Larcenies (exceeding £5 in value) .....	179	42	231	45	168	32	158	34	169	35	200	38
Other Larcenies (not exceeding £5 in value) .....	561	65	548	64	489	44	465	75	564	106	662	150
Malicious Injury to Property .....	26	—	104	—	174	2	142	—	157	4	112	7
Other Offences .....	93	3	117	15	98	16	132	14	99	10	94	15
TOTALS .....	2,157	184	2,493	209	2,293	160	2,053	191	2,379	251	2,292	322

## SEX AND AGE OF OFFENDERS.

The number of juvenile offenders in each age group in the year 1952 is less than the number for year 1951. In the under 12 years group there was a decrease of 95, in the 12 to 14 years group a decrease of 124, in the 14 to 16 years group a decrease of 19, and in the 16 to 18 years group a decrease of 123.

Comparative figures of offenders, male and female, in each age group, dealt with in the years 1947 to 1952 are given in the following table:—

YEAR.	Under 12 Years		12 to 14 years		14 to 16 years		16 to 18 years	
	M.	F.	M.	F.	M.	F.	M.	F.
1952 ...	430	23	489	45	702	59	536	57
1951 ...	517	31	610	48	721	59	645	71
1950 ...	526	23	519	35	621	53	627	49
1949 ...	434	28	495	50	608	60	516	53
1948 ...	607	38	537	53	670	61	565	99
1947 ...	511	57	551	75	629	97	601	93



## CIRCUMSTANCES CONTRIBUTING TO DELINQUENCY.

The main causes or circumstances which in the opinion of the Garda contributed to juvenile delinquency in 1952 showed no change in the order for previous years. Lack of parental control was considered to be the contributing cause in 41% of cases, desire to get money for amusement, 30%, mischief 14%, youthful gang influence 10%, criminal associations 4%, and necessity 1%.

Comparative figures for the years 1947 to 1952 are given in the following table:—

	1952	1951	1950	1949	1948	1947
Lack of Parental Control ...	963	1,153	939	1,082	1,103	1,175
Desire to get money for Amusement ...	695	733	638	571	704	685
Mischief ...	319	443	492	273	466	385
Youthful Gang Influence ...	239	287	289	237	223	186
Criminal Associations ...	96	67	75	61	97	86
Necessity ...	29	19	20	20	35	92
TOTALS ...	2,341	2,702	2,433	2,244	2,630	2,614

## PERCENTAGE OF JUVENILE OFFENDERS IN RELATION TO OTHER PERSONS CHARGED WITH INDICTABLE OFFENCES.

In the year 1952 juvenile offenders formed 34% of the persons charged with indictable offences compared with 36% in the year 1951.

The number of juvenile offenders and the approximate percentage of the total persons charged with indictable offences in the years 1947 to 1952 are given in the following table:—

YEAR	No. of Juvenile Offenders dealt with for Indictable Offences	Percentage of the Total Number of Persons dealt with for Indictable Offences.
1952	2,341	34%
1951	2,702	36%
1950	2,453	36%
1949	2,244	34%
1948	2,630	33%
1947	2,614	31%

## OFFENCES CHARGED AGAINST JUVENILES.

Of the total number of juvenile offenders dealt with in the year 1952 there were 1,431 or almost 64% charged with offences of larceny, and 788, or over 33%, were charged with offences



relating to breaking into Houses, Shops, etc. Twenty-six juveniles were dealt with in 1952 for Malicious Damage compared with 104 in the year 1951. This decrease is attributable, as previously mentioned in this Report, to the operation of the Criminal Justice Act, 1951.

The number of juveniles dealt with under the various offence headings and the percentage which juveniles formed of the total persons charged with those offences in the years 1947 to 1952 are given in the following table:—

Offence.	Year	No. of Juvenile Offenders charged	Percentage of Total Persons charged with this Offence
Burglary ... ..	1952	13	11%
	1951	14	13%
	1950	9	10%
	1949	7	7%
	1948	12	12%
	1947	35	28%
Housebreaking ... ..	1952	775	49%
	1951	898	50%
	1950	820	54%
	1949	688	45%
	1948	879	52%
	1947	748	41%
Larceny ... ..	1952	1,431	36%
	1951	1,554	33%
	1950	1,334	35%
	1949	1,261	34%
	1948	1,469	34%
	1947	1,603	32%
Malicious Injury to Property.	1952	26	33%
	1951	104	40%
	1950	176	47%
	1949	142	50%
	1948	161	40%
	1947	119	39%
Other Offences ... ..	1952	96	9%
	1951	132	12%
	1950	114	10%
	1949	146	12%
	1948	109	8%
	1947	109	9%

#### JUVENILE OFFENDERS RELEASED UNDER THE PROBATION OF OFFENDERS ACT.

Of the 2,341 offenders dealt with in the year 1952, 1,588 or almost 68% were released under the Probation of Offenders Act, 1907.

The number charged for the first time was 1,754, of whom 1,272, almost 73%, were released under the Probation Act.



The number charged for the second time was 417, of whom 244, over 58%, were released under the Probation Act, 41 for the first time and 203 for the second time.

The number charged for the third time was 121, of whom 49 were released under the Probation of Offenders Act, 2 for the first time, 16 for the second time and 31 for the third time.

The number charged for the fourth time or oftener was 49 of whom 23 were released under the Probation of Offenders Act, one for the first time, 2 for the second time, 9 for the third time and 11 for the fourth time or oftener.

Full details are given in Appendix F (2).

#### JUVENILE OFFENDERS BY GÁRDA DIVISIONS.

Details of juvenile offenders dealt with in each Gárda Division in the year 1952 and of offences charged are attached to the Appendices.

See Appendix F (1).

#### FAMILY INCOME.

The income to the homes of juvenile offenders in the year 1952 is given in the following table:—

Income Weekly.	No. of Offenders.
Under £2 ... ..	120
£2 to £4 ... ..	409
£4 to £6 ... ..	668
£6 to £8 ... ..	601
£8 and over ... ..	507
Not ascertainable ... ..	36
<b>TOTAL ... ..</b>	<b>2,341</b>

Full details are given in Appendix F (3).

### PART III.

#### NON-INDICTABLE OFFENCES.

The number of persons proceeded against for non-indictable offences in the year 1952 was 140,116, which is 5,669 less than the number in the year 1951. This decrease is due principally to a decrease of 6,109 in the number of persons prosecuted for offences under the Road Traffic Act, 1933, and a decrease of 983 in prosecutions for offences under the School Attendance Acts,



The principal increases were 1,246 in prosecutions for offences under the Wireless Telegraphy Act, 1926, 436 for offences under Intoxication Liquor Laws, 255 for offences of Betting and Gaming, and 229 for offences against the Revenue Laws.

The number of persons convicted was 106,988 or 76% of the number prosecuted. The offences charged against a further 25,201 persons, 18% of the number prosecuted, were held proved and the Probation of Offenders Act was applied.

The number of persons prosecuted for non-indictable offences in each of the years 1947 to 1952 are as follows:—

Year.				Number of Persons Prosecuted.
1952	...	...	...	140,116
1951	...	...	...	145,785
1950	...	...	...	147,582
1949	...	...	...	165,046
1948	...	...	...	167,344
1947	...	...	...	151,690

Full details of prosecutions are given in Appendices C (1) (2) and (3).

Prosecutions and convictions for non-indictable offences in the years 1942 to 1952 are given in graphical form in Appendix C (4).

#### ASSAULTS.

A total of 1,146 persons were prosecuted for Assaults in the year 1952, 978 for Common Assaults, 181 for Assaults on Guards, and 87 for Aggravated Assaults. 722 persons were convicted and the charges against 262 others were held proved and the Probation of Offenders Act was applied.

In the year 1951, 1,231 persons were prosecuted, 987 for Common Assaults, 158 for Assaults on Guards, and 86 for Aggravated Assaults.

#### CRUELTY TO ANIMALS.

The number of persons prosecuted, for offences relating to Cruelty to Animals, in the year 1952 was 346. The number of persons convicted was 247 of whom 10 were sentenced to imprisonment. The charges against a further 61 persons were held proved and the Probation of Offenders Act was applied.

In the year 1951, 352 persons were prosecuted, 266 were convicted, and the charges against a further 60 persons were held proved.

#### DOGS—OFFENCES IN RELATION TO LICENSING OF.

A total of 10,050 persons were prosecuted in the year 1952 for possession of unlicensed dogs. 4,520 were convicted and fined, and 4,468 were dealt with under the Probation of Offenders Act.

In the year 1951, 10,183 persons were prosecuted, 4,191 were convicted, and 4,864 were dealt with under the Probation of Offenders Act.

#### EDUCATION AND SCHOOL ATTENDANCE ACTS.

There was a decrease of 983 in the number of prosecutions under the Education and School Attendance Acts in the year 1952 compared with the number in the year 1951, the totals being 5,139 and 6,122 respectively.

Convictions were recorded in 3,511 cases in 1952, fines were imposed in 3,502 cases and in 8 cases the children were committed to Reformatory School. The number dealt with under the Probation of Offenders Act was 1,359.

In the year 1951 the number of persons convicted was 4,312 and a further 1,494 were dealt with under the Probation of Offenders Act.

#### ROAD TRAFFIC ACT.

The number of persons prosecuted, for offences under the Road Traffic Act, 1933, in the year 1952 was 78,880 (70,856 males and 8,024 females) a decrease of 6,109 compared with the number prosecuted in the year 1951. Prosecutions under this Act formed 56% of the total prosecutions for non-indictable offences in the year 1952 compared with 58% in 1951.

In the Dublin Metropolitan Area 16,199 persons, 21% of the total, were prosecuted for offences under the Act, compared with 20,578 persons, 24% of the total, prosecuted in the year 1951.

Comparative figures of prosecutions, convictions, etc., in the years 1947 to 1952 are given in the following table:—



Year	No. of Persons Prosecuted	Convictions	Charge Proved and Probation Act applied	Charge withdrawn or dismissed	Otherwise disposed of
1952	78,880	63,546	12,033	3,298	3
1951	84,989	67,914	13,346	3,723	6
1950	87,218	70,256	13,383	3,579	—
1949	97,919	81,639	12,277	4,003	—
1948	100,082	82,632	13,015	4,430	5
1947	88,620	74,787	9,956	3,868	9

The number of prosecutions for Lighting offences in the year 1952 was 2,688 less than the number for 1951. In the case of Mechanically propelled vehicles the decrease was 994, and in regard to Pedal Cycles was 1,629. There was an increase of 35 in prosecutions relating to other vehicles.

Comparative figures for the years 1947 to 1952 are given in the following table :—

Year	Offences against Lighting Regulations by :—			
	Drivers of Mechanically Propelled Vehicles	Pedal Cyclists	Other Road Users	Total
1952	14,957	37,842	2,937	55,736
1951	15,951	39,571	2,902	58,424
1950	14,616	42,452	2,636	59,704
1949	12,927	54,637	4,407	71,971
1948	12,194	59,136	4,684	76,014
1947	11,968	52,763	5,650	70,381

The number of prosecutions in the year 1952 for offences of Dangerous and Careless Driving was slightly less than the number for 1951, and in the case of Driving or Attempting to Drive while Drunk there was a slight increase.

Comparative figures of prosecutions for those offences in the years 1950 to 1952 are :—

Year	Dangerous and Careless Driving		Driving or Attempting to Drive while Drunk	
	Mechanically Propelled Vehicles	Others	Mechanically Propelled Vehicles	Others
1952	4,164	609	503	135
1951	4,437	645	472	150
1950	4,004	818	337	132



## INTOXICATING LIQUOR LAWS.

The number of persons prosecuted for offences against the Intoxicating Liquor Laws in 1952 was 17,661, an increase of 436 compared with the number for the year 1951.

The number of persons prosecuted for Drunkenness in 1952 was 3,762 and shows little change from the number prosecuted in 1951 which was 3,746. Of the total prosecutions for Drunkenness, 2,070 were in respect of Simple Drunkenness and 1,692 in respect of Drunkenness with Aggravation.

For offences by licensed persons of their servants, the number prosecuted in the year 1952 was 2,298 compared with 2,295 in the year 1951. Of the total prosecutions for offences by licensed persons in 1952, 2,134 were in respect of offences against Closing Regulations. The number in the year 1951 was 2,109.

31 persons were prosecuted in 1952 for unlicensed sale of drink compared with 37 prosecuted in 1951.

For other offences against the Intoxicating Liquor Laws—including, found on licensed premises during prohibited hours, giving false name and address or refusing to give same when so found, refusing to quit licensed premises when lawfully requested, false representation as *bona-fide* traveller, etc.—the number of persons prosecuted in the year 1952 was 11,570 compared with 11,147 in the year 1951.

Comparative figures for prosecutions, convictions, etc., in the years 1947 to 1952 are given in the following tables:—

## INTOXICATING LIQUOR LAWS.

Year	No. of Prosecutions	No. of Convictions	Charge proved and Probation of Offenders Act applied	Charge withdrawn or dismissed	Otherwise Disposed of
1952	17,661	15,886	868	899	8
1951	17,225	15,582	884	756	3
1950	15,688	14,050	790	848	—
1949	16,754	15,214	729	810	1
1948	16,153	14,182	798	1,175	—
1947	11,693	10,192	674	826	1



## DRUNKENNESS.

Year	No. of Prosecutions	No. of Convictions	Charge proved and Probation of Offenders Act applied	Charge withdrawn or dismissed	Otherwise Disposed of
1952	3,762	3,206	455	100	1
1951	3,746	3,182	468	95	1
1950	3,773	3,199	437	137	—
1949	3,931	3,398	447	86	—
1948	4,157	3,579	443	135	—
1947	3,357	2,910	366	81	—

## OFFENCES AGAINST CLOSING REGULATIONS.

Year	No. of Prosecutions	No. of Convictions	Charge proved and Probation of Offenders Act applied	Charge withdrawn or dismissed	Otherwise Disposed of
1952	2,134	1,909	37	187	1
1951	2,109	1,899	48	161	1
1950	1,896	1,698	35	163	—
1949	1,988	1,767	44	177	—
1948	1,875	1,561	69	245	—
1947	1,314	1,099	52	162	1

## OTHER OFFENCES AGAINST INTOXICATING LIQUOR LAWS.

Year	No. of Prosecutions	No. of Convictions	Charge proved and Probation of Offenders Act applied	Charge withdrawn or dismissed	Otherwise Disposed of
1952	11,765	10,771	376	612	6
1951	11,370	10,501	368	500	1
1950	9,852	9,031	315	506	—
1949	10,673	9,941	226	505	1
1948	9,893	8,900	257	736	—
1947	6,851	6,081	238	532	—

## ILLICIT DISTILLATION.

102 persons were prosecuted in the year 1952 for offences relating to Illicit Distillation compared with 48 in the year 1951. Of those 88 prosecutions were taken in three western counties. 67 persons were convicted and the charges against 6 others were held proved, and the Probation of Offenders Act was applied.



### MALICIOUS INJURY TO PROPERTY.

1,220 persons were prosecuted for non-indictable offences of Malicious Damage in the year 1952. 757 were convicted, 680 of whom were fined and 75 were sent to prison. The remaining 2 were committed to Reformatory School. The number dealt with under the probation of Offenders Act was 290.

Comparative figures of prosecutions, convictions, etc., for the years 1947 to 1952 are given in the following table :—

Year	No. of Prosecutions	No. of Convictions	Charge proved and Probation of Offenders Act applied	Charge withdrawn or dismissed	Otherwise Disposed of
1952	1,220	757	290	171	2
1951	1,234	755	304	175	—
1950	915	523	263	128	1
1949	1,039	552	333	150	2
1948	1,264	739	288	235	2
1947	1,158	649	342	167	—

### REVENUE LAWS.

There has been a steady increase in prosecutions for offences under the Revenue Laws in post war years, and in 1952 the number of prosecutions exceeded the 1951 figure by 229.

Comparative figures of prosecutions, convictions, etc., are given in the following table :—

Year	No. of Prosecutions	No. of Convictions	Charge proved and Probation of Offenders Act applied	Charge withdrawn or dismissed	Otherwise Disposed of
1952	2,027	1,406	463	158	—
1951	1,798	1,301	341	156	—
1950	1,395	1,014	245	136	—
1949	1,169	880	216	73	—
1948	755	571	105	79	—
1947	502	379	88	35	—

### VAGRANCY LAWS.

A total of 495 persons were prosecuted in the year 1952 for offences under the Vagrancy Laws. 308 were convicted, of whom 246 were committed to prison without the option of a fine, and fines were imposed on 60. 116 persons were dealt with under the Probation of Offenders Act. The number prosecuted in the year 1951 was 529.



For offences of "Begging," the number prosecuted was 349, of whom 238 were convicted and 81 were released under the Probation Act. 358 persons were prosecuted in 1951.

For offences of "Sleeping out and not having visible means of subsistence," 32 persons were prosecuted in 1952 compared with 28 in 1951.

#### OTHER NON-INDICTABLE OFFENCES.

Under the heading "Other Offences" at the end of Appendix C (1), are included Miscellaneous Offences for which no specific headings are provided. Details of those offences are given in Appendix C (2).

The number of persons prosecuted for offences included under this heading in 1952 was 327, a decrease of 118 compared with the number in the year 1951. The number convicted in 1952 was 138 and 84 others were dealt with under the Probation of Offenders Act.

Of the 327 persons prosecuted in 1952, 206 were charged with conduct calculated to provoke a breach of the peace, and 59 were charged with offences under the Supplies and Services (Temporary Provisions) Act, 1946, and Orders thereunder. Details of prosecutions under the latter heading are given in Appendix C (3).

---

## PART IV.

### SCIENTIFIC AIDS TO CRIME DETECTION.

A Special Section of Crime Branch Headquarters—known as the Technical Bureau—provides valuable assistance by means of scientific aids to Gardaí throughout the country in the investigation of crime.

The Section is provided with up-to-date equipment.

The staff is appointed from experienced members who have had technical training, and lectures with practical demonstrations in modern methods of criminal investigation are given to members of Detective Branch, uniformed members in the more populous centres and also to recruit Gardaí in training.

At the request of the Army Authorities, lectures are given also to parties of Military Police Probationers.



The Section comprises six sub-sections, viz. :—

- |   |                 |
|---|-----------------|
| (1) Investigation.                        | (4) Mapping.    |
| (2) Fingerprints and<br>Criminal Records. | (5) Ballistics. |
| (3) Photography.                          | (6) Radio.      |

Brief particulars of the work done by the units during the year are :—

(1) INVESTIGATION.

The services of this unit are sought by local officers in the investigation of serious crime. The Headquarters unit forms a useful link between the Commissioner and local officers at all stages of the investigation, and co-relates enquiries extending over various Gárda Districts. When necessary the unit arranges for the employment of extern experts, such as the State Pathologist, State Analyst, Handwriting, Textile Experts, etc.

During the year 1952 officers spent 157 days in visiting the scenes of crime, including murder, arson and serious cases of housebreaking, together with 42 days spent at Courts, Conferences, etc.

Preliminary examination of handwriting exhibits, articles of clothing for stains, eliminated many of these and saved considerable expense of examination by experts.

The number of exhibits examined was 500, of which 299 were eliminated.

(2) FINGERPRINTS AND CRIMINAL RECORDS.

These provide a complete record of previous convictions of each criminal, a description, photograph and history of subject with modus operandi employed.

The total number of criminal records now filed is 73,178, representing an increase of 2,704 on the 1951 figures.

Fingerprints found at the scenes of crimes are classified and compared with those already recorded. The comparison may lead to the identity of the criminal, but when no identification is made (as in the case of new entrants to crime), the prints found are preserved for future reference. When a new criminal is arrested, it is thus often possible to connect him with outstanding crimes.



Enquiries are daily received from and sent to other police forces, and interchange of fingerprints and records is made in the case of travelling criminals.

Regular issues of Fogra Tora in two parts are prepared in this sub-section.

Part I deals with persons wanted for crime, missing persons, and descriptions of property stolen or recovered.

Part II contains photographs of convicted persons, with their descriptions, which are filed at Stations for reference.

Photographs are supplied in convenient pocket-book form to detectives and Stations in cities.

The following summary gives an idea of the work done in the Department during the year :—

(1) Total Number of criminal records filed	...	73,178
(2) Number of new registrations	...	2,704
(3) Sets of fingerprints received for search	...	4,117
(4) Number of identifications made from (3)	...	1,181
(5) Data sent to or received from other police forces		2,324
(6) Sets of fingerprints sent to other bureaux for search	... ..	199
(7) Articles examined	... ..	537
(8) Identification marks found	... ..	321
(9) Number of culprits identified	... ..	80
(10) Number of culprits identified not previously recorded	... ..	54
(11) Innocent persons (employees, etc.), eliminated		120
(12) Visits to scenes of crimes	... ..	126
(13) Insertions in Fogra Tora	... ..	1,542
(14) Modus operandi cards filed	... ..	147

### (3) PHOTOGRAPHY.

This sub-section deals with many phases of police photography, including :—

- (a) Photos of criminals for circulation.
- (b) Scenes of traffic accidents and crimes.
- (c) Dead bodies at scenes and at morgues for identification.
- (d) Documents, forgeries and suspect handwriting restoring obliterated writing, examination with ultra violet light for forgeries, etc.
- (e) Photography of fingerprints and enlargement for Court purposes.
- (f) Photostatic copies of maps and other documents.
- (g) Micro-photography of marks on bullets, tool marks on iron and wood-work for comparison.



An interesting case during the year was one in which tattoo marks on the ear of a racing greyhound had been tampered with. Ultra-violet light photographs were taken while the animal was under an anaesthetic, and the original markings were identified.

In another case of greyhound racing fraud the alterations made in the identification cards of the dog were disclosed by ultra-violet light photography.

Members visited scenes of 221 crimes or traffic accidents and attended Courts on 165 days. 5,813 photographs were prepared with 914 photostatic copies.

Photographic work was also undertaken on behalf of the Departments of Posts and Telegraphs, Education, External Affairs, and Agriculture.

#### (4) MAPPING.

140 scenes of crime or traffic accidents were visited by staff, 971 maps prepared, and 204 Courts attended during the year.

Maps and charts for official use by Gárda units were also prepared.

#### (5) BALLISTICS.

The duties carried out by members of this sub-section include examination and comparison of guns, bullets, cartridge cases, glass fragments found at scenes of road accidents or on clothing of suspects, cutting instruments and marks on woodwork, etc., at scenes of crimes, restoring of erased numbers on motor vehicle engines and chassis and on pedal cycles.

36 firearms, 363 bullets and cartridge cases, 10 cycles, and 234 miscellaneous items were examined.

An examination of 4 rifles discovered in 1952 disclosed on comparison with spent bullets found in 1950 that the weapons were used in three shooting outrages in 1950.

26 scenes of crime were visited, and evidence tendered at 26 Courts.

#### (6) RADIO.

A central transmission and receiving station working on V.H.F. is established at Headquarters and operated by remote control from Dublin Castle, where the maintenance staff is attached.



The range covers some 30 miles depending on contours of country.

16 cars in Dublin, Rathfarnham and Howth are fitted with two-way radio telephone; 8 two-way sets and 14 receiving sets are also installed in Gárda Stations in Dublin and adjoining counties.

Walkie-talkie radio sets are also issued to foot patrols for control of crowds at public meetings, sports fixtures, etc.

Radio cars are continuously patrolling in Dublin and suburbs, and during variable hours in adjoining counties, and form a link with foot and cycle patrols. These cars are in constant touch with Headquarters and with one another.

Particulars of crimes, road accidents, street disturbances are broadcast and cars are directed to scenes to cut off escape of fleeing criminals. These messages are also received at Gárda Stations on perimeter of city, and patrols from these Stations are notified when necessary.

Radio communications are linked up to relay complaints received from the public over the "999" telephone system regarding crime, suspicious loiterers, etc., thus enabling speedy attention to be given by Gárda to complaints. Several arrests on the spot have been made within a few minutes of receipt of complaints, and also vehicles involved in hit and run accidents have been intercepted.

A number of business houses in Dublin have installed automatic "burglar-alarms," which are connected to Detective Branch, Dublin Castle. Alarms received are at once broadcast to radio cars.

During the year some 3,600 calls over the "999" system were received, and 372 of these resulted in arrest of 473 offenders.

Included amongst those arrested were persons charged with housebreaking 86, thefts from cars 23, other thefts 75, disorderly while drunk 135, drunk in charge of vehicles 26, malicious damage 48, assaults 50, and 1 case of improper use of "999" call.

Patrol cars in Dublin were otherwise responsible for arrests in housebreakings and larcenies 488, thefts of cars 19, street disorders, assaults, etc., 572, other offences 842



Some examples of successful use of radio patrol cars may be of interest :—

- (a) Stolen car intercepted and driver arrested.
- (b) Thief on roof of restaurant arrested at 12.50 a.m., following "999" call and broadcast.
- (c) Thief arrested in act of driving away car which he attempted to steal at 11 p.m.
- (d) Two thieves arrested in lock-up shop at 1.45 a.m.
- (e) Two thieves intercepted at 1.20 a.m. leaving lock-up premises with stolen property in possession.
- (f) Culprit arrested within short time of complaint of indecent assault of little girl.
- (g) Following message that two men were seen on roof of house at 12.10 a.m., two men were arrested in an adjoining house. They were in possession of stolen jewellery, and were later charged with breaking and entering 5 different premises on same night.
- (h) "999" call received at 10.50 p.m. to effect that noise was heard in a large drapery house, patrol car called there and 2 thieves were found concealed in premises. Smouldering papers were also discovered which might well have started a large fire.
- (i) A blood-stained cash register was found at 2.30 a.m. on footway by patrolling Garda who sent word to Station. Patrol car was dispatched by radio call and members visited accident room of hospital in vicinity, where they found a man being treated for cut hand. This man, with another later arrested, was charged with house-breaking of lock-up shop from which cash register was stolen. Both were convicted.

I have the honour to be

Your Obedient Servant,

D. COSTIGAN,

Commissioner.



## PART V.

## TABLE OF APPENDICES.

## STATISTICS OF CRIME AND OFFENCES—1952.

- A. (1). The number and nature of the indictable offences which became known to the police; the number of offences in which proceedings were instituted; the results of such proceedings; the number of persons proceeded against and the results of these proceedings.
- A. (2). The details of the offences recorded in A. (1) under the heading "Other Indictable Offences."  
In addition, particulars are given of the results of proceedings in the cases shown under the headings in A. (1) "Otherwise disposed of" and the value of property stolen and recovered.
- A. (3). Incidence of indictable offences and detections during the years 1942-1952.
- B. The number of indictable offences, by groups, reported by each Garda division, and by the Garda Districts of the Cities of Cork, Galway, Limerick and Waterford, and the number and percentage of detections.
- C. (1). The number of persons proceeded against for non-indictable offences, the nature of the offences and the results of proceedings.
- C. (2). The details of the offences recorded in C. (1) under the heading "Other offences."  
In addition, particulars are given of the results of proceedings in the case of persons shown under the heading "Otherwise Disposed of" in C. (1).
- C. (3). The number of persons prosecuted for non-indictable offences against the Supplies and Services (Temporary Provisions) Act, 1946, and Orders, and the results of such proceedings.
- C. (4). Number of Non-Indictable Offences prosecuted and number of convictions during years 1942-1952.
- D. (1). The number, sex and age of persons convicted of indictable offences and the nature of the offences.
- D. (2). The number, sex and age of persons charged with indictable offences in respect of whom the charges were held proved and who were dealt with under the probation of Offenders Act.
- E. (1). The number of persons—Male and Female—not exceeding 18 years dealt with for indictable offences; the nature of the offences and the results of the proceedings; the type of premises or place where offences were committed and the value of property stolen and recovered.
- E. (2). The sex, age and occupation of the persons charged; previous criminal history (if any) and school attendance record.
- E. (3). The social and other circumstances of the offenders which are considered to have a bearing on their delinquency.
- F. (1). The number of juvenile offenders, dealt with for indictable offences, and the nature of the offences, in each Garda Division.
- F. (2). In respect of juvenile offenders Act, the number of times charged and the number of times the Probation Act was applied.
- F. (3). The approximate weekly income to the homes of juvenile offenders.
- G. (1). The results of proceedings in cases pending from 1951.
- G. (2). Proceedings in cases which were reported in 1951 and detected in 1952.



1952.

RETURN OF INDICTABLE OFFENCES WHICH BECAME KNOWN TO THE GARDA DURING THE YEAR ENDED 31st DECEMBER, 1952.

APPENDIX A. (1).

Table with columns for (1) NATURE OF OFFENCES, (2) Number of Offences reported or known, (3) Number of Offences in which Criminal Proceedings were taken, (4) Informations refused, (5) Convicted, (6) Acquitted, (7) Found Insane and Incapable of Pleading, (8) Nolle Prosequi entered, (9) \*Otherwise disposed of, (10) Committed for Trial and still awaiting Trial, (11) Convicted, (12) Dismissed, (13) Charge proved and order made without conviction, (14) Charge Withdrawn, (15) \*Otherwise disposed of, (16) Still Pending in District Court, (17) Crimes of which the Perpetrators were Detected but for which no Proceedings are shown, (18) Total, (19) Males, (20) Females, (21) Apprehended, (22) Summoned, (23) Informations refused, (24) Convicted, (25) Acquitted, (26) Found Insane and Incapable of Pleading, (27) Nolle Prosequi entered, (28) \*Otherwise disposed of, (29) Committed for Trial and still awaiting Trial, (30) Convicted, (31) Dismissed, (32) Charge proved and order made without conviction, (33) Charge Withdrawn, (34) \*Otherwise disposed of, (35) Still Pending in District Court.

‡ When dealt with on indictment only.
† The Designation and Number of Offences included on Line 67 and the Result of Proceedings are shown in Appendix A.2.
\* All Cases included in these columns are explained in Appendix A. 2.



1952.

RETURN OF INDICTABLE OFFENCES WHICH BECAME KNOWN TO THE GARDA DURING THE YEAR ENDED 31st DECEMBER, 1952.—Continued.

APPENDIX A (2).

Result of Proceedings in Cases Included on Line Number 67 in Appendix A (1.)

Main table with columns: (1) NATURE OF OFFENCES, (2) Number of Offences reported or known, (3) Number of Offences in which Criminal Proceedings were taken, (4) Informations refused, (5) Convicted, (6) Acquitted, (7) Found Insane and Incapable of Pleading, (8) Nolle Prosequi entered, (9) \*Otherwise disposed of, (10) Committed for Trial and still awaiting Trial, (11) Convicted, (12) Dismissed, (13) Charge proved and order made without conviction, (14) Charge Withdrawn, (15) \*Otherwise disposed of, (16) Still Pending in District Court, (17) Crimes of which the Perpetrators were Detected but for which no Proceedings are shown, (18) Total, (19) Males, (20) Females, (21) Apprehended, (22) Summoned, (23) Informations refused, (24) Convicted, (25) Acquitted, (26) Found Insane and Incapable of Pleading, (27) Nolle Prosequi entered, (28) \*Otherwise disposed of, (29) Committed for Trial and still awaiting Trial, (30) Convicted, (31) Dismissed, (32) Charge proved and order made without conviction, (33) Charge Withdrawn, (34) \*Otherwise disposed of, (35) Still Pending in District Court.

\* Particulars of Cases included in Columns 9 and 15, in Appendix A. (1). "Otherwise disposed of."

Table with columns: NATURE OF OFFENCES, NUMBER OF CASES, HOW DISPOSED OF. Includes categories like Assault, Wounding etc., Unnatural Offences and Attempts, Indecent Assault on Females, etc.

VALUE OF PROPERTY STOLEN AND RECOVERED.

Table showing (1) for Offences against Property with violence, numbered 24 to 27 inclusive, in Appendix A (1).

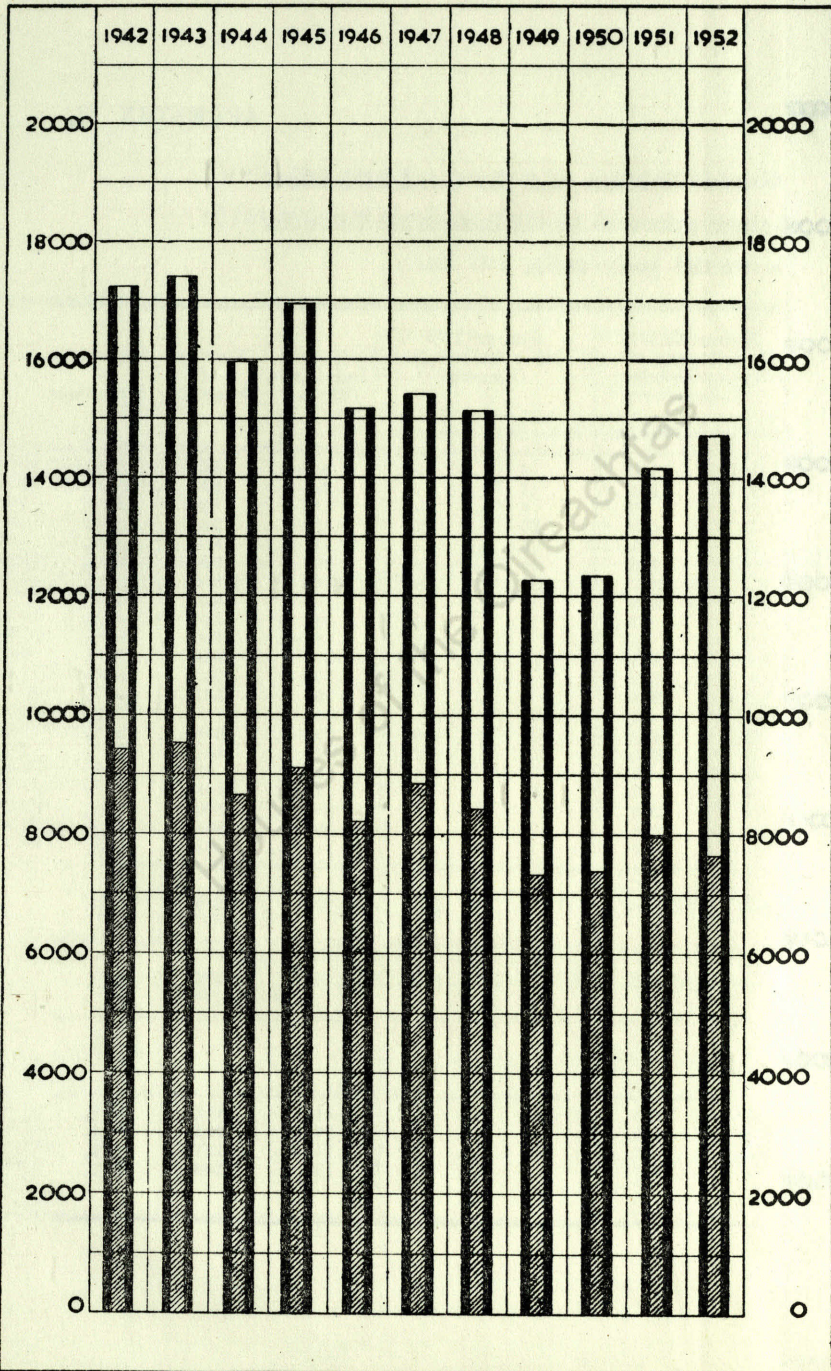
(2) for Offences against Property without violence, numbered 40 to 50 inclusive, in Appendix A (1).

the number of offences in which the value of the property stolen was (a) less than £1; (b) £1 to £2; (c) £2 to £5; (d) £5 to £10; (e) £10 to £50; (f) £50 to £100; and (g) over £100, and the total value of property (a) stolen and (b) recovered, also the number of offences in which no property was stolen.

Table with columns: Less than £1, £1 to £2, £2 to £5, £5 to £10, £10 to £50, £50 to £100, Over £100, Total Number of Cases, Total Value of Property stolen, Total Value of Property recovered, Number of Cases in which no Property was stolen.



# INDICTABLE CRIME      APPENDIX A(3)

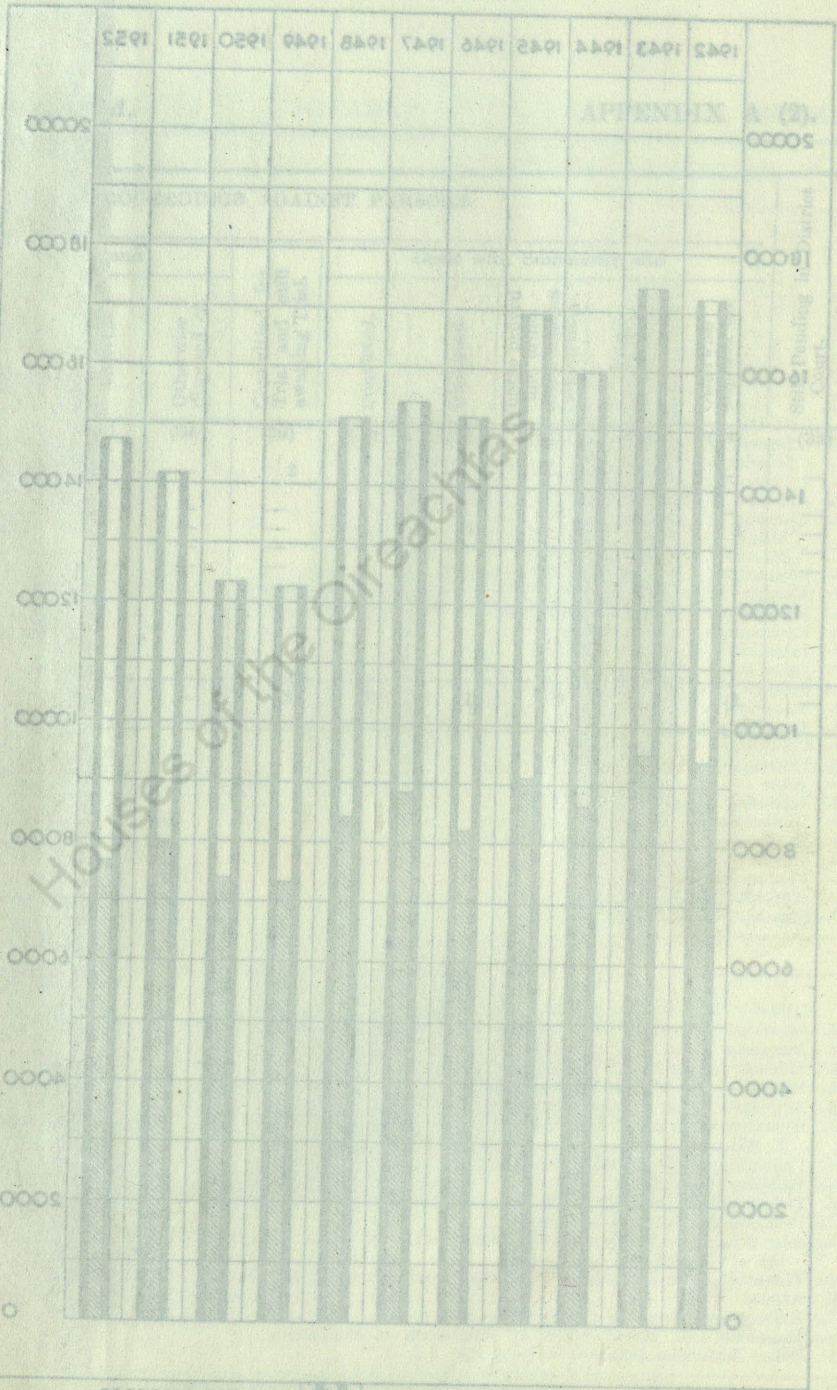


REFERENCE

CRIMES RECORDED  
 CRIMES DETECTED



INDICHTABLE CRIME  
APPENDIX A(2)



CRIMES DETECTED  
CRIMES RECORDED

REFERENCE



## APPENDIX B.

Table showing by groups in respect of each Garda Division and the Garda Districts of the cities of Cork, Limerick, Waterford and Galway, the number of Indictable Offences and the number of Detections in the year 1952.

DIVISION	(GROUP I) Offences against the Person		(GROUP II) Offences against Property with Violence		(GROUP III) Offences against Property without Violence		(GROUP IV) Other Indictable Offences		Total Indictable Offences	Number of Detections	Percentage of Detections
	Recorded	Detected	Recorded	Detected	Recorded	Detected	Recorded	Detected			
Carlow/Kildare ... ..	17	16	95	53	221	170	8	8	331	247	75%
Cavan/Monaghan ... ..	14	13	55	33	147	125	5	5	221	176	80%
Clare ... ..	10	9	26	21	79	75	4	4	119	109	92%
Cork, E.R. ... ..	36	36	160	126	473	412	20	20	689	594	86%
Cork, W.R. ... ..	12	11	21	14	97	87	1	1	131	113	86%
Donegal ... ..	14	13	57	47	128	119	6	5	205	184	90%
Dublin Metropolitan ... ..	90	64	1,354	803	7,813	2,217	109	90	9,366	3,174	34%
Dublin/Wicklow ... ..	67	56	328	236	364	278	5	5	764	575	75%
Galway, E.R. ... ..	12	11	14	12	113	97	1	1	140	121	86%
Galway, W.R. ... ..	25	23	46	39	113	92	2	2	186	156	84%
Kerry ... ..	16	13	48	32	137	113	10	10	211	168	80%
Leix/Offaly ... ..	14	14	24	19	134	123	5	4	177	160	90%
Limerick ... ..	13	10	87	61	293	254	2	2	395	327	83%
Longford/Westmeath ... ..	10	8	40	26	86	73	4	4	140	111	79%
Louth/Meath ... ..	12	10	82	58	194	180	8	8	296	256	86%
Mayo ... ..	18	18	27	20	117	111	2	2	164	151	92%
Roscommon ... ..	6	6	29	20	63	58	1	1	99	85	86%
Sligo/Leitrim ... ..	9	9	31	29	65	59	21	21	126	118	94%
Tipperary ... ..	38	37	69	57	242	208	7	7	356	309	84%
Waterford/Kilkenny ... ..	16	16	96	72	278	234	2	2	392	324	83%
Wexford ... ..	16	16	49	39	144	130	3	3	212	188	89%
TOTALS											
Whole Country. ... ..	465	409	2,728	1,817	11,301	5,215	226	205	14,720	7,646	52%
Excluding Dublin Metropolitan. ... ..	375	345	1,374	1,014	3,488	2,998	117	115	5,354	4,472	84%
DISTRICTS											
Cork ... ..	20	20	115	94	362	320	17	17	514	451	88%
Limerick ... ..	6	4	50	37	205	169	2	2	263	212	81%
Waterford ... ..	6	6	31	27	105	87	1	1	143	121	85%
Galway ... ..	11	10	30	26	85	67	1	1	127	104	82%







NON-INDICTABLE OFFENCES—PERSONS DEALT WITH SUMMARILY—PROCEEDINGS AND RESULTS—Continued.

(1) OFFENCES (Nature of Offence and Act and Section under which Proceedings taken—in respect of Offences included on line "Other Offences" in Appendix C (1)).	(2) Persons proceeded against.			(3) Apprehended	(4) Summoned	(5) Charge withdrawn or dismissed.	Charge proved—Order made without Conviction for					(11) Number convicted	CONVICTED.					(21) Otherwise disposed of.*					
	TOTAL	Male	Female				(6) Dismissal	(7) Recognizances	(8) Probation	(9) Committal to Industrial School	(10) Committal to Custody of Relative, &c.		Imprisonment without option of Fine.			(15) Place of Detention or Police Station	(16) Reformatory School		(17) Whipping	(18) Fine	(19) Recognizances	(20) Otherwise disposed of †	
													(12) Total	(13) Over 1 month	(14) 1 month and under								
Foreshore Act, 1933, Sec. 6 ...	22	22	—	—	22	6	8	—	—	—	8	—	—	—	—	—	—	—	—	—	—	—	
Pounds Act, 1935, Sec. 9 ...	2	2	—	—	2	—	—	—	—	—	2	—	—	—	—	—	—	—	—	—	—	—	—
Registration of Births and Deaths Act, 1880 ...	1	—	1	—	1	—	—	—	—	—	—	—	—	—	—	—	—	—	—	—	—	—	—
Conduct calculated to Provoke a breach of the Peace ...	206	203	3	3	203	87	39	10	7	—	57	—	—	—	—	—	—	—	—	—	—	—	—
Abusive and Obscene language ...	4	4	—	—	4	—	—	—	—	—	4	—	—	—	—	—	—	—	—	—	—	—	—
Disorderly behaviour on Public Street ...	7	7	—	—	7	—	—	—	—	—	7	—	—	—	—	—	—	—	—	—	—	—	—
Statutory declaration Act, 1938, Sec. 2 ...	2	2	—	—	2	—	—	—	—	—	—	—	—	—	—	—	—	—	—	—	—	—	—
Ecclesiastical Courts Jurisdiction Act, 1860, Sec. 3 ...	6	6	—	—	6	—	—	—	—	—	—	—	—	—	—	—	—	—	—	—	—	—	—
Post Office Act, 1908, Sec. 67 ...	3	2	1	—	3	—	—	—	—	—	—	—	—	—	—	—	—	—	—	—	—	—	—
Court Orders Act, 1926, Secs. 24 and 25 ...	2	1	1	—	2	—	—	—	—	—	—	—	—	—	—	—	—	—	—	—	—	—	—
Land Relief Act, 1932, Sec. 22 ...	2	1	—	—	2	—	—	—	—	—	—	—	—	—	—	—	—	—	—	—	—	—	—
Children's Allowance Act, 1944, Sec. 12 ...	1	1	—	—	1	—	—	—	—	—	—	—	—	—	—	—	—	—	—	—	—	—	—
Escape from lawful custody ...	1	1	—	—	1	—	—	—	—	—	—	—	—	—	—	—	—	—	—	—	—	—	—
Contempt of Court (Common Law) ...	1	1	—	—	1	—	—	—	—	—	—	—	—	—	—	—	—	—	—	—	—	—	—
Army Pensions Act, 1949, Sec. 3 ...	1	1	—	—	1	—	—	—	—	—	—	—	—	—	—	—	—	—	—	—	—	—	—
Courts of Justice Act, 1924, Sec. 91 ...	1	1	—	—	1	—	—	—	—	—	—	—	—	—	—	—	—	—	—	—	—	—	—
Provident Act, 1873, Secs. 14 and 68 ...	1	1	—	—	1	—	—	—	—	—	—	—	—	—	—	—	—	—	—	—	—	—	—
Bread Regulation of Prices Act, 1936, Sec. 4 ...	2	2	—	—	2	—	—	—	—	—	—	—	—	—	—	—	—	—	—	—	—	—	—
Bread Prices Order, 1951 ...	3	3	—	—	3	—	—	—	—	—	—	—	—	—	—	—	—	—	—	—	—	—	—
Supplies and Services (Temporary Provisions) Act, 1946 ...	59	55	4	—	59	1	8	—	—	—	48	—	—	—	—	—	—	—	—	—	—	—	—
<b>TOTAL</b> ...	<b>327</b>	<b>317</b>	<b>10</b>	<b>6</b>	<b>321</b>	<b>99</b>	<b>65</b>	<b>12</b>	<b>7</b>	<b>—</b>	<b>138</b>	<b>1</b>	<b>—</b>	<b>1</b>	<b>—</b>	<b>—</b>	<b>—</b>	<b>—</b>	<b>—</b>	<b>—</b>	<b>—</b>	<b>—</b>	<b>—</b>

† Particulars of Persons included in Column 20, in Appendix C (1), "Otherwise disposed of."

OFFENCES	Act and Section under which Proceedings taken	Number of Offenders		SENTENCE, ORDER, &c.
		Children and Young Persons	Other Persons	
Dogs, Other Offences in relation to ...	Dogs Act, 1871, Sec. 2.	—	2	Ordered to keep dog under control.
Other Offences. Conduct calculated to Provoke a breach of the Peace ...	Common Law	—	2	Adjourned Sine Die.
<b>TOTAL</b> ...			<b>4</b>	

\* Particulars of Persons included in Column 21, in Appendix C (1) "Otherwise disposed of."

OFFENCES	Act and Section under which Proceedings taken	Number of Offenders		HOW DISPOSED OF
		Children and Young Persons	Other Persons	
Assaults (Common) ...	Persons Act 1861, Sec. 42.	—	14	Adjourned Sine Die.
Cruelty to or neglect of children ...	Childrens Act, 1908, Sec. 12.	—	2	" " "
Dogs, Offences in relation to licensing of ...	Finance Act, 1925, Sec. 27 (2), Sec. 37 (4).	—	88	" " "
Education and School Attendance Acts ...	School Attendance Act, 1926, Sec. 17.	—	8	" " "
Highway Acts—Road Traffic Act ...	Road Traffic Act, 1933, Secs. 134 and 164.	—	3	" " "
Drunkenness with Aggravations ...	Licensing Act, 1872, Sec. 12.	—	1	" " "
Offences against closing regulations ...	Intoxicating Liquor Act, 1927, Sec. 2.	—	1	" " "
Other Offences against Intoxicating Liquor Laws ...	Intoxicating Liquor Act, 1927, Sec. 17.	—	6	" " "
Malicious Damage to Animals, Fences, etc. ...	Malicious Damage Act, 1861, Sec. 52.	—	2	1 Adjourned Sine Die. 1 Committed to Mental Hospital.
Dublin Metropolitan Police Acts ...	5th Vic., Chap. 24., Sec. 14.	—	1	" " "
Summary Jurisdiction (Ir.) Act, 1861 ...	Section 10.	2	—	Adjourned Sine Die.
Unlawful Possession ...	Criminal Justice Act, 1951, Sec. 13.	—	2	" " "
Begging ...	Vagrancy Act, 1847, Sec. 3.	2	2	" " "
Other Offences—Conduct calculated to Provoke a breach of the Peace ...	Common Law.	—	6	" " "
<b>TOTAL</b> ...		<b>4</b>	<b>136</b>	



1952.

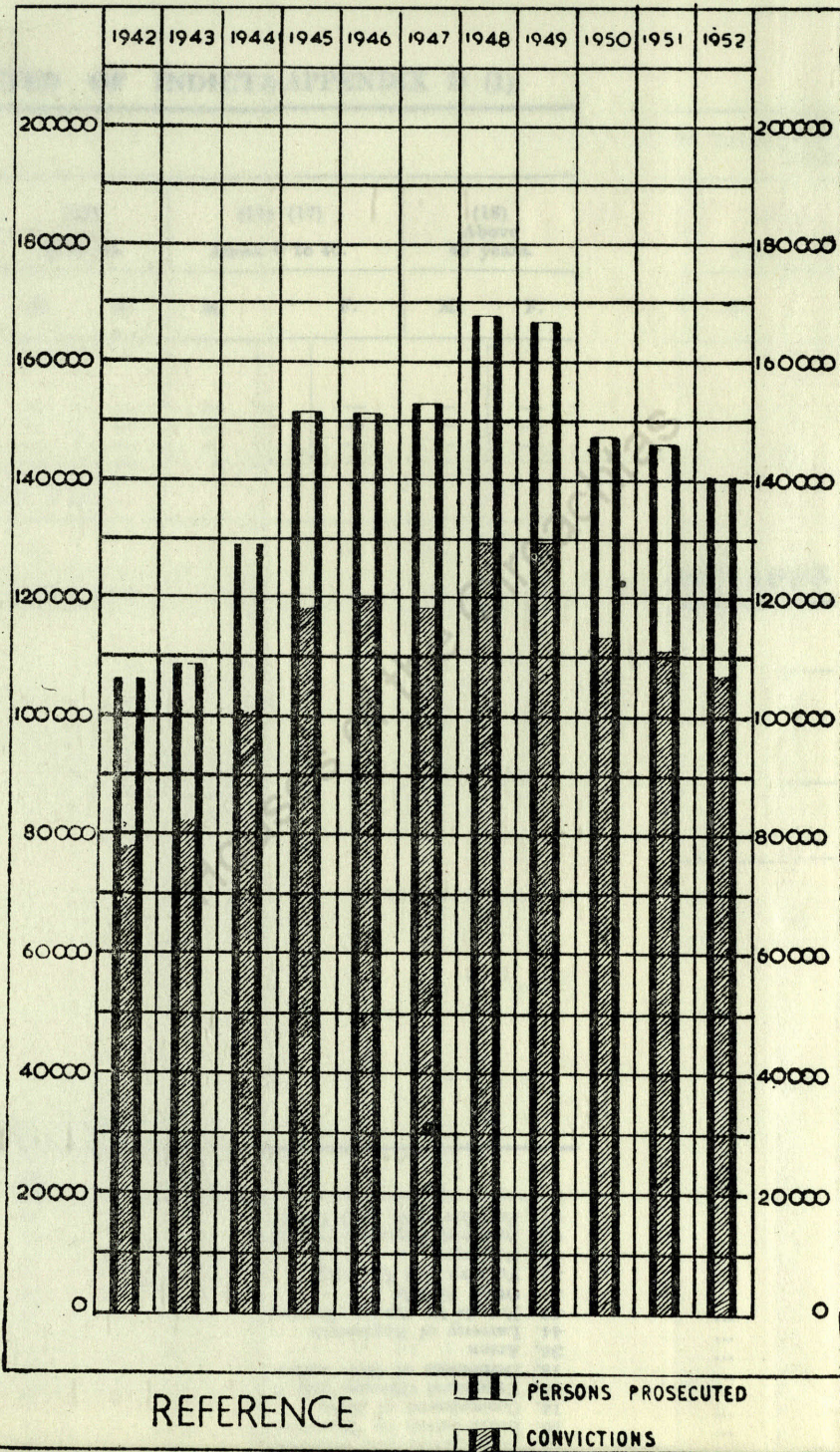
SUPPLIES AND SERVICES (TEMPORARY PROVISIONS) ACT, 1946, AND ORDERS THEREUNDER—PERSONS DEALT WITH SUMMARILY—PROCEEDINGS AND RESULTS.

APPENDIX C (3).

No. and Year of Statutory Rules and Orders	SUBJECT AND TITLE OF ORDER CONTRAVENED.	(2)			(3)	(4)	(5)	Charge proved—Order made <i>without</i> Conviction for					CONVICTED.													
		Persons proceeded against.						Apprehended	Summoned	Charge withdrawn or dismissed.	(6)	(7)	(8)	(9)	(10)	(11)	Imprisonment <i>without</i> option of Fine			(15)	(16)	(17)	(18)	(19)	(20)	(21)
		TOTAL	Male	Female													Total	(12)	(13)							
<b>FOODSTUFFS.</b>																										
121/44	Distribution of Butter Order, 1944 ... ..	4	4	—	—	4	—	—	—	—	—	4	—	—	—	—	—	—	—	—	—	—	—	—		
388/46	Flour and Bread Rationing Order, 1946 ... ..	1	—	1	—	1	—	—	—	—	—	1	—	—	—	—	—	—	—	—	—	—	—	—		
142/51	Currants and Raisins (Maximum Prices) Order, 1951 ... ..	1	1	—	—	1	—	—	—	—	—	—	—	—	—	—	—	—	—	—	—	—	—	—		
146/50	Tea Order, 1950 ... ..	5	5	—	—	5	—	—	—	—	—	5	—	—	—	—	—	—	—	—	—	—	—	—		
	<b>TOTAL ... ..</b>	<b>11</b>	<b>10</b>	<b>1</b>	<b>—</b>	<b>11</b>	<b>—</b>	<b>—</b>	<b>—</b>	<b>—</b>	<b>—</b>	<b>10</b>	<b>—</b>	<b>—</b>	<b>—</b>	<b>—</b>	<b>—</b>	<b>—</b>	<b>—</b>	<b>—</b>	<b>—</b>	<b>—</b>	<b>—</b>	<b>—</b>		
<b>CLOTH AND CLOTHING.</b>																										
323/47	Cloth, Clothing and Knitting Wool (Maximum Prices) Order, 1947 ... ..	1	1	—	—	1	—	—	—	—	—	1	—	—	—	—	—	—	—	—	—	—	—	—		
	<b>TOTAL ... ..</b>	<b>1</b>	<b>1</b>	<b>—</b>	<b>—</b>	<b>1</b>	<b>—</b>	<b>—</b>	<b>—</b>	<b>—</b>	<b>—</b>	<b>1</b>	<b>—</b>	<b>—</b>	<b>—</b>	<b>—</b>	<b>—</b>	<b>—</b>	<b>—</b>	<b>—</b>	<b>—</b>	<b>—</b>	<b>—</b>	<b>—</b>		
<b>TRANSPORT.</b>																										
452/42	Omnibuses (No. 233) Order, 1942, Stopping Places for Omnibuses ... ..	2	2	—	—	2	—	—	—	—	—	2	—	—	—	—	—	—	—	—	—	—	—	—		
301/45	Defective Brakes (No. 368) Order, 1945 ... ..	38	38	—	—	38	1	3	2	—	—	32	—	—	—	—	—	—	—	—	—	—	—	—		
	<b>TOTAL ... ..</b>	<b>40</b>	<b>40</b>	<b>—</b>	<b>—</b>	<b>40</b>	<b>1</b>	<b>3</b>	<b>2</b>	<b>—</b>	<b>—</b>	<b>34</b>	<b>—</b>	<b>—</b>	<b>—</b>	<b>—</b>	<b>—</b>	<b>—</b>	<b>—</b>	<b>—</b>	<b>—</b>	<b>—</b>	<b>—</b>	<b>—</b>		
<b>MISCELLANEOUS.</b>																										
146/42	Travel Permits (No. 177) Order, 1942 ... ..	3	2	1	—	3	—	2	—	—	—	1	—	—	—	—	—	—	—	—	—	—	—	—		
130/44	Rationing (General Rationing Provisions) Order, 1944 ... ..	1	1	—	—	1	—	—	—	—	—	1	—	—	—	—	—	—	—	—	—	—	—	—		
394/47	Exchange Control Order, 1947 ... ..	3	1	2	—	3	—	2	—	—	—	1	—	—	—	—	—	—	—	—	—	—	—	—		
	<b>TOTAL ... ..</b>	<b>7</b>	<b>4</b>	<b>3</b>	<b>—</b>	<b>7</b>	<b>—</b>	<b>4</b>	<b>—</b>	<b>—</b>	<b>—</b>	<b>3</b>	<b>—</b>	<b>—</b>	<b>—</b>	<b>—</b>	<b>—</b>	<b>—</b>	<b>—</b>	<b>—</b>	<b>—</b>	<b>—</b>	<b>—</b>	<b>—</b>		
	<b>FULL TOTAL ... ..</b>	<b>59</b>	<b>55</b>	<b>4</b>	<b>—</b>	<b>59</b>	<b>1</b>	<b>8</b>	<b>2</b>	<b>—</b>	<b>—</b>	<b>48</b>	<b>—</b>	<b>—</b>	<b>—</b>	<b>—</b>	<b>—</b>	<b>—</b>	<b>—</b>	<b>—</b>	<b>—</b>	<b>—</b>	<b>—</b>	<b>—</b>		

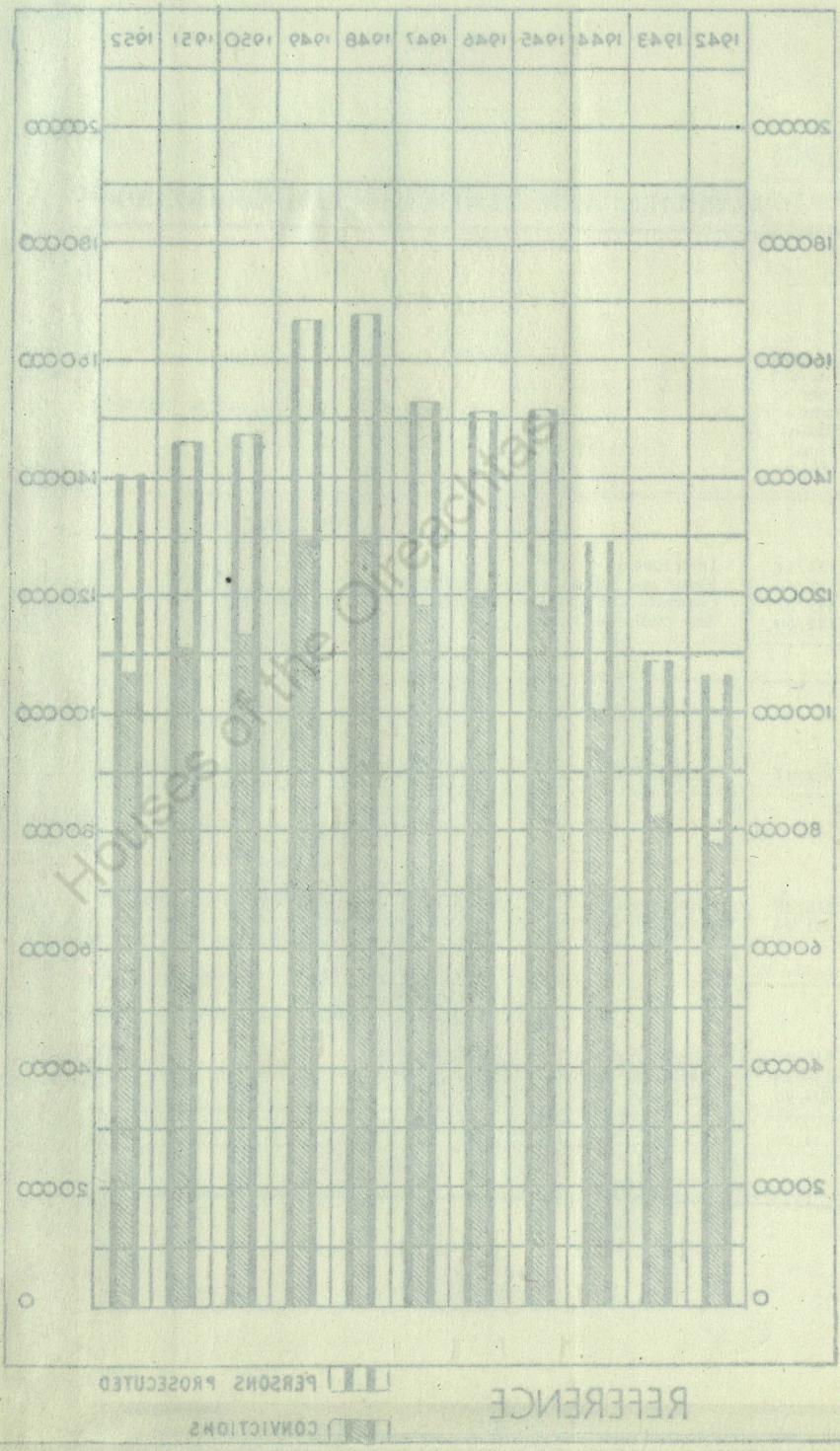


# NON INDICTABLE OFFENCES





NON INDICIBLE OFFENCES





(1) NATURE OF OFFENCES.	(2) Total Numbers Convicted.	SEX OF PERSONS CONVICTED.		DEALT WITH ON INDICTMENT.												DEALT WITH SUMMARILY.																
		(3) Males.	(4) Females.	(5) Under 14 years.		(6) 14 to 16.		(7) 16 to 18.		(8) 18 to 21.		(9) 21 to 30.		(10) 30 to 40.		(11) Above 40.		(12) Under 14 Years.		(13) 14 to 16.		(14) 16 to 18.		(15) 18 to 21.		(16) 21 to 30.		(17) 30 to 40.		(18) Above 40 years.		
				M.	F.	M.	F.	M.	F.	M.	F.	M.	F.	M.	F.	M.	F.	M.	F.	M.	F.	M.	F.	M.	F.	M.	F.	M.	F.	M.	F.	
<b>GROUP I.—OFFENCES AGAINST THE PERSON.</b>																																
1. Murder (of Person aged above one year)	1	1	—	—	—	—	—	—	—	—	—	1	—	—	—	—	—	—	—	—	—	—	—	—	—	—	—	—	—	—		
Ditto (of Infants aged one year and under)	—	—	—	—	—	—	—	—	—	—	—	—	—	—	—	—	—	—	—	—	—	—	—	—	—	—	—	—	—	—		
Infanticide	1	—	1	—	—	—	—	—	—	—	—	—	—	—	—	—	—	—	—	—	—	—	—	—	—	—	—	—	—	—		
2. Attempt to Murder	2	2	—	—	—	—	—	—	—	—	—	—	—	—	—	—	—	—	—	—	—	—	—	—	—	—	—	—	—	—		
3. Threats, Conspiracy, or Incitement to Murder	—	—	—	—	—	—	—	—	—	—	—	—	—	—	—	—	—	—	—	—	—	—	—	—	—	—	—	—	—	—		
4. Manslaughter (other than Traffic Fatalities)	2	2	—	—	—	—	—	—	—	—	—	—	—	—	—	—	—	—	—	—	—	—	—	—	—	—	—	—	—	—		
Manslaughter (Traffic Fatalities)	1	1	—	—	—	—	—	—	—	—	—	—	—	—	—	—	—	—	—	—	—	—	—	—	—	—	—	—	—	—		
5. Wounding and other Acts endangering Life (Felonies)	14	14	—	—	—	—	—	—	—	—	—	—	—	—	—	—	—	—	—	—	—	—	—	—	—	—	—	—	—	—		
6. Assault, Wounding and other like Offences (Misdemeanours)	142	138	4	—	—	—	—	—	—	—	—	—	—	—	—	—	—	—	—	—	—	—	—	—	—	—	—	—	—	—		
7. Possession of Firearms with intent to endanger life	—	—	—	—	—	—	—	—	—	—	—	—	—	—	—	—	—	—	—	—	—	—	—	—	—	—	—	—	—	—	—	
8. Endangering Railway Passengers	—	—	—	—	—	—	—	—	—	—	—	—	—	—	—	—	—	—	—	—	—	—	—	—	—	—	—	—	—	—	—	
9. Intimidation and Molestation	7	7	—	—	—	—	—	—	—	—	—	—	—	—	—	—	—	—	—	—	—	—	—	—	—	—	—	—	—	—	—	
10. Intimidation by Threatening Letters, Notices, etc.	2	—	—	—	—	—	—	—	—	—	—	—	—	—	—	—	—	—	—	—	—	—	—	—	—	—	—	—	—	—	—	
11. Cruelty to or Neglect of Children	—	—	—	—	—	—	—	—	—	—	—	—	—	—	—	—	—	—	—	—	—	—	—	—	—	—	—	—	—	—	—	
12. Abandoning Children under two years	2	1	1	—	—	—	—	—	—	—	—	—	—	—	—	—	—	—	—	—	—	—	—	—	—	—	—	—	—	—	—	
13. Procuring Abortion	—	—	—	—	—	—	—	—	—	—	—	—	—	—	—	—	—	—	—	—	—	—	—	—	—	—	—	—	—	—	—	
14. Concealment of Birth	6	—	6	—	—	—	—	—	—	—	—	—	—	—	—	—	—	—	—	—	—	—	—	—	—	—	—	—	—	—	—	
15. Unnatural Offences and Attempts	19	19	—	—	—	—	—	—	—	—	—	—	—	—	—	—	—	—	—	—	—	—	—	—	—	—	—	—	—	—	—	
16. Rape	9	9	—	—	—	—	—	—	—	—	—	—	—	—	—	—	—	—	—	—	—	—	—	—	—	—	—	—	—	—	—	
17. Indecent Assaults on Females	51	51	—	—	—	—	—	—	—	—	—	—	—	—	—	—	—	—	—	—	—	—	—	—	—	—	—	—	—	—	—	
18. Defilement of Girls under 15 years	17	17	—	—	—	—	—	—	—	—	—	—	—	—	—	—	—	—	—	—	—	—	—	—	—	—	—	—	—	—	—	
19. Defilement of Girls between 15 and 17 years	8	8	—	—	—	—	—	—	—	—	—	—	—	—	—	—	—	—	—	—	—	—	—	—	—	—	—	—	—	—	—	
20. Incest	1	1	—	—	—	—	—	—	—	—	—	—	—	—	—	—	—	—	—	—	—	—	—	—	—	—	—	—	—	—	—	
21. Procurement	—	—	—	—	—	—	—	—	—	—	—	—	—	—	—	—	—	—	—	—	—	—	—	—	—	—	—	—	—	—	—	
22. Abduction	2	2	—	—	—	—	—	—	—	—	—	—	—	—	—	—	—	—	—	—	—	—	—	—	—	—	—	—	—	—	—	
23. Bigamy	1	1	—	—	—	—	—	—	—	—	—	—	—	—	—	—	—	—	—	—	—	—	—	—	—	—	—	—	—	—	—	
<b>TOTAL (GROUP I.)</b>	<b>288</b>	<b>275</b>	<b>13</b>	—	—	—	—	1	—	9	1	36	1	9	3	9	—	2	—	8	—	13	—	29	1	82	5	42	2	35	—	
<b>GROUP II.—OFFENCES AGAINST PROPERTY WITH VIOLENCE.</b>																																
24. Sacrilege (including Larceny from Donation Boxes)	25	23	2	—	—	—	—	—	—	—	—	2	—	—	—	—	3	—	2	1	1	—	5	—	5	—	5	—	—	—	1	
25. Burglary	78	76	2	—	—	—	—	—	—	—	—	—	—	—	—	—	—	—	—	—	—	—	—	—	—	—	—	—	—	—	—	
26. Housebreaking (Dwelling Houses)	221	214	7	—	—	—	—	—	—	—	—	—	—	—	—	—	—	—	—	—	—	—	—	—	—	—	—	—	—	—	—	
27. Breaking into Shops, Warehouses, &c.	439	436	3	—	—	—	—	—	—	—	—	—	—	—	—	—	—	—	—	—	—	—	—	—	—	—	—	—	—	—	—	
28. Attempts to break into Houses, Shops, Warehouses, &c.	31	31	—	—	—	—	—	—	—	—	—	—	—	—	—	—	—	—	—	—	—	—	—	—	—	—	—	—	—	—	—	
29. Entering with intent to commit Felony (Larceny Act, 1916, Sec. 27)	5	5	—	—	—	—	—	—	—	—	—	—	—	—	—	—	—	—	—	—	—	—	—	—	—	—	—	—	—	—	—	
30. Possession of Housebreaking Tools, &c.	8	8	—	—	—	—	—	—	—	—	—	—	—	—	—	—	—	—	—	—	—	—	—	—	—	—	—	—	—	—	—	
31. Robbery with Arms	—	—	—	—	—	—	—	—	—	—	—	—	—	—	—	—	—	—	—	—	—	—	—	—	—	—	—	—	—	—	—	
32. Robbery and Assaults with intent to Rob	12	12	—	—	—	—	—	—	—	—	—	—	—	—	—	—	—	—	—	—	—	—	—	—	—	—	—	—	—	—	—	
33. Demand or Robbery of Arms	—	—	—	—	—	—	—	—	—	—	—	—	—	—	—	—	—	—	—	—	—	—	—	—	—	—	—	—	—	—	—	
34. Assaulting Dwelling-houses (by firing shots into them or by use of Explosives)	—	—	—	—	—	—	—	—	—	—	—	—	—	—	—	—	—	—	—	—	—	—	—	—	—	—	—	—	—	—	—	
35. Threatening to Publish or Publishing with intent to Extort	3	2	1	—	—	—	—	—	—	—	—	—	—	—	—	—	—	—	—	—	—	—	—	—	—	—	—	—	—	—	—	
36. Arson	16	16	—	—	—	—	—	—	—	—	—	—	—	—	—	—	—	—	—	—	—	—	—	—	—	—	—	—	—	—	—	
37. Killing and Maiming Cattle	2	2	—	—	—	—	—	—	—	—	—	—	—	—	—	—	—	—	—	—	—	—	—	—	—	—	—	—	—	—	—	
38. Malicious Use, Manufacture, or Possession of Explosives	—	—	—	—	—	—	—	—	—	—	—	—	—	—	—	—	—	—	—	—	—	—	—	—	—	—	—	—	—	—	—	—
39. Other Malicious Injuries to Property	27	26	1	—	—	—	—	—	—	—	—	—	—	—	—	—	—	—	—	—	—	—	—	—	—	—	—	—	—	—	—	
<b>TOTAL (GROUP II.)</b>	<b>867</b>	<b>851</b>	<b>16</b>	—	—	—	—	1	—	27	1	38	1	16	—	8	—	39	1	74	2	106	2	210	2	234	1	63	1	35	5	
<b>GROUP III.—OFFENCES AGAINST PROPERTY WITHOUT VIOLENCE.</b>																																
40. Larceny of Horses, Cattle and Sheep	34	32	2	—	—	—	—	—	—	—	—	—	—	—	—	—	—	—	—	—	—	—	—	—	—	—	—	—	—	—	—	
41. Larceny from the Person	60	29	31	—	—	—	—	—	—	—	—	—	—	—	—	—	—	—	—	—	—	—	—	—	—	—	—	—	—	—	—	
42. Larceny in House to value of £5, or with menaces	100	87	13	—	—	—	—	—	—	—	—	—	—	—	—	—	—	—	—	—	—	—	—	—	—	—	—	—	—	—	—	
43. Larceny from Dwelling House by Employees	40	13	27																													



1952.

INDICTABLE OFFENCES.—SEX AND AGE OF PERSONS AGAINST WHOM CHARGES WERE PROVED AND ORDERS MADE WITHOUT CONVICTION. APPENDIX D (2).

(1) NATURE OF OFFENCES.	(2) Total	SEX		AGE.													
		(3) Males.	(4) Females.	(5) Under 14 years.		(6) 14 to 16.		(7) 16 to 18.		(8) 18 to 21.		(9) 21 to 30.		(10) 30 to 40.		(11) Above 40 years.	
				M.	F.	M.	F.	M.	F.	M.	F.	M.	F.	M.	F.	M.	F.
6. Assault, Wounding and other like Offences (Misdemeanours) ...	16	15	1	1	—	2	—	1	—	3	—	5	—	2	1	1	—
17. Indecent Assaults on Females ...	9	9	—	1	—	2	—	3	—	2	—	1	—	—	—	—	—
24. Sacrilege (including Larceny from Donation Boxes) ...	25	24	1	13	—	7	1	1	—	1	—	2	—	—	—	—	—
25. Burglary ...	18	16	2	5	—	3	—	2	—	1	—	4	2	1	—	—	—
26. Housebreaking (Dwelling Houses) ...	196	181	15	83	6	40	—	28	6	14	1	10	—	4	—	—	—
27. Breaking into Shops, Warehouses, &c. ...	376	369	7	165	2	86	2	61	1	27	2	19	—	7	—	—	—
28. Attempts to break into Houses, Shops, Warehouses, &c. ...	27	27	—	9	—	6	—	4	—	4	—	4	—	—	—	—	—
29. Entering with intent to commit Felony ...	1	1	—	—	—	—	—	—	—	—	—	—	—	—	—	—	—
30. Possession of Housebreaking Tools, &c. ...	3	3	—	—	—	—	—	—	—	—	—	—	—	—	—	—	—
39. Other Malicious Injuries to Property ...	12	12	—	7	—	3	—	1	—	1	—	—	—	—	—	—	—
40. Larceny of Horses, Cattle and Sheep ...	29	13	7	—	—	—	—	—	—	—	—	—	—	—	—	—	—
41. Larceny from the Person ...	29	13	7	3	1	3	1	2	—	1	—	4	3	2	2	—	—
42. Larceny in House to value of £5, or with menaces ...	82	60	22	15	—	21	—	4	4	7	5	10	5	1	1	1	—
43. Larceny from Dwelling House by Employees ...	48	8	40	1	—	—	—	2	15	2	6	—	11	3	4	1	—
45. Larceny of Motor Vehicles ...	4	4	—	—	—	—	—	2	—	—	—	—	—	—	—	—	—
46. Larceny of Pedal Cycles ...	151	144	7	35	3	26	—	37	1	27	2	11	1	4	—	—	—
47. Larceny from Unattended Vehicles ...	157	144	13	50	3	37	—	23	3	14	—	12	1	6	2	1	—
48. Larceny from Shops and Stalls ...	300	243	57	65	6	60	8	48	9	29	8	26	9	8	7	10	—
49. Other Larcenies (exceeding £5 in value) ...	210	182	28	23	3	26	—	31	5	25	4	41	8	19	17	4	—
50. Other Larcenies (not exceeding £5 in value) ...	636	552	84	191	15	122	19	70	9	45	12	43	8	36	45	13	—
51. Embezzlement ...	14	11	3	—	—	1	—	—	—	—	—	6	—	2	2	—	—
52. Obtaining Goods, &c., by False Pretences ...	40	31	9	3	—	1	1	—	—	4	2	5	—	14	3	3	—
55. Receiving Stolen Goods ...	50	34	16	6	—	3	—	3	1	3	—	4	—	6	4	9	8
60. Riot or Unlawful Assembly ...	—	—	—	—	—	—	—	—	—	—	—	—	—	—	—	—	—
63. Unlawful Possession of Firearms ...	2	2	—	—	—	—	—	—	—	—	—	1	—	—	—	—	—
66. Suicide—Attempting to commit ...	8	3	5	—	—	—	—	—	—	—	3	—	—	2	—	—	—
Other Indictable Offences, viz.:—†																	
1. Infanticide ...	1	—	1	—	—	—	—	—	—	—	—	—	—	—	—	—	—
8. Endangering Railway Passengers ...	2	2	—	2	—	—	—	—	—	—	—	—	—	—	—	—	—
9. Intimidation and Molestation ...	2	2	—	—	—	—	—	—	—	—	—	—	—	—	—	—	—
10. Intimidation by Threatening Letters, Notices, etc. ...	1	1	—	—	—	—	—	—	—	—	—	—	—	—	—	—	—
14. Concealment of Birth ...	5	—	5	—	—	—	—	—	—	—	—	3	—	—	—	—	—
15. Unnatural Offences and Attempts ...	3	—	—	—	—	—	—	—	—	—	—	—	—	—	—	—	—
18. Defilement of Girls under 15 years ...	1	1	—	—	—	—	—	—	—	—	—	—	—	—	—	—	—
36. Arson ...	4	4	—	—	—	—	—	—	—	—	—	—	—	—	—	—	—
44. Larceny of Explosives ...	1	1	—	—	—	—	—	—	—	—	—	—	—	—	—	—	—
53. Frauds by Agents, Trustees, Directors, etc. ...	1	1	—	—	—	—	—	—	—	—	—	—	—	—	—	—	—
54. Other Frauds ...	3	3	—	—	—	—	—	—	—	—	—	—	—	—	—	—	—
56. Forgery and Uttering ...	19	11	8	1	—	1	—	1	1	1	3	2	3	4	—	—	—
62. Perjury ...	1	—	1	—	—	—	—	—	—	—	—	—	—	—	—	—	—
64. Indecent Exposure (Public Indecency) ...	1	1	—	—	—	—	—	—	—	—	—	—	—	—	—	—	—
67. Forceful Entry and Detainer—26 Geo. III Chap. 24, Sec. 64 ...	3	3	—	—	—	—	—	—	—	—	—	—	—	—	—	—	—
TOTAL ...	2,458	2,126	332	681	40	452	41	327	55	218	54	212	57	130	42	106	43

† Titles of Offences as given in Appendices A (1) and A (2).







## JUVENILE OFFENDERS.

TABLE SHOWING, BY CRIMES, THE NUMBER OF JUVENILE OFFENDERS  
IN EACH GARDA DIVISION IN YEAR, 1952.

Division	Burglary	Housebreaking	Larceny of Pedal Cycles	Larcenies from Unattended Vehicles	Larceny from Shops and Stalls	Other Larcenies (exceeding £5 in value)	Other Larcenies (not exceeding £5 in value)	Malicious Damage to Property	Other Offences	Total 1952	Total 1951
Carlow/Kildare ...	1	20	—	4	3	4	34	6	5	77	83
Cavan/Monaghan ...	—	13	1	4	8	4	17	—	2	49	48
Clare ...	1	16	—	2	9	5	6	—	2	41	49
Cork, E.R. ...	—	72	9	20	22	23	64	—	10	220	242
Cork, W.R. ...	—	9	1	1	1	4	18	—	—	34	45
Donegal ...	1	7	1	2	8	3	8	—	2	32	56
Dublin Metropolitan ...	2	392	90	61	142	82	242	1	25	1,037	1,196
Dublin/Wicklow ...	3	70	9	1	4	20	50	11	11	179	177
Galway, E.R. ...	—	3	1	—	2	1	9	—	2	18	22
Galway, W.R. ...	—	10	—	1	4	16	5	—	—	36	33
Kerry ...	1	12	2	4	1	—	9	—	3	32	78
Leix/Offaly ...	—	2	1	5	3	4	12	—	2	29	39
Limerick ...	2	30	6	10	29	13	33	6	6	135	183
Longford/Westmeath ...	—	8	1	1	1	2	11	—	2	26	52
Louth/Meath ...	—	15	1	5	19	6	13	—	8	67	82
Mayo ...	—	10	5	2	4	3	17	—	3	44	33
Roscommon ...	—	7	—	—	5	—	7	—	—	19	6
Sligo/Leitrim ...	—	5	—	6	1	3	4	—	1	20	37
Tipperary ...	1	29	7	10	12	6	30	—	4	99	93
Waterford/Kilkenny ...	1	33	1	2	16	16	21	2	3	95	116
Wexford ...	—	12	2	5	6	6	16	—	5	52	32
TOTALS, 1952 ...	13	775	138	146	300	221	626	26	96	2,341	—
TOTALS, 1951 ...	14	898	138	173	355	276	612	104	132	—	2,702

## JUVENILE OFFENDERS.

OFFENDERS CHARGED IN THE YEAR 1952, AND RELEASED UNDER THE PROBATION OF OFFENDERS  
ACT, 1907.

	Number Charged	Number Released under the Probation Offenders Act, 1907	Number Released			
			Once	Twice	Three Times	Four Times or more
Whole Country ...	2,341	1,588	—	—	—	—
Dublin Metropolitan Area ...	1,037	739	—	—	—	—
Outside Dublin Metropolitan Area ...	1,304	849	—	—	—	—
<i>Charged for 1st Time :</i>						
Whole Country ...	1,754	—	1,272	—	—	—
Dublin Metropolitan Area ...	739	—	584	—	—	—
Outside Dublin Metropolitan Area ...	1,015	—	688	—	—	—
<i>Charged for 2nd Time :</i>						
Whole Country ...	417	—	41	203	—	—
Dublin Metropolitan Area ...	200	—	14	98	—	—
Outside Dublin Metropolitan Area ...	217	—	27	105	—	—
<i>Charged for 3rd Time :</i>						
Whole Country ...	121	—	2	16	31	—
Dublin Metropolitan Area ...	75	—	2	7	23	—
Outside Dublin Metropolitan Area ...	46	—	—	9	8	—
<i>Charged for 4th Time or more :</i>						
Whole Country ...	49	—	1	2	9	11
Dublin Metropolitan Area ...	23	—	—	—	5	6
Outside Dublin Metropolitan Area ...	26	—	1	2	4	5

## JUVENILE OFFENDERS, 1952—APPROXIMATE WEEKLY FAMILY INCOME.

Offence Charged	Under £2	£2 to £4	£4 to £6	£6 to £8	£8 or over	Not ascertainable	Total
Burglary ...	1	3	2	4	3	—	13
Housebreaking ...	24	122	215	201	197	16	775
Larceny of Pedal Cycles ...	6	33	38	31	29	1	138
Larceny from unattended Vehicles ...	9	31	47	31	27	1	146
Larceny from Shops and Stalls ...	18	42	78	91	68	3	300
Other Larcenies (exceeding £5 in value) ...	13	38	55	66	45	4	221
Other Larcenies (not exceeding £5 in value) ...	40	121	200	147	108	10	626
Malicious Damage to Property ...	2	4	7	6	7	—	26
Other Offences ...	7	15	26	24	23	1	96
TOTALS ...	120	409	668	601	507	36	2,341







1952.

INDICTABLE OFFENCES shown as undetected in Appendix A. for year 1951 and in which proceedings were instituted during the year 1952.

APPENDIX G. (2).

NATURE OF OFFENCES. (Title of Offences as shown in Appendix (A))	Number of Offences previously undetected in which Proceedings were instituted during year 1952.	RESULT OF PROCEEDINGS IN CASES.													Crimes of which the Perpetrators were Detected but for which no Proceedings are shown.	PERSONS PROCEEDED AGAINST.					RESULT OF PROCEEDINGS AGAINST PERSONS														
		Dealt with on Indictment and						Dealt with Summarily and								Total.	Males.	Females.	Apprehended.	Summoned.	Informations refused.	Dealt with on Indictment and					Dealt with Summarily and								
		Convicted.	Acquitted.	Found Insane and Incapable of Pleading.	Nolle Prosequi entered.	*Otherwise disposed of.	Committed for trial awaiting Trial.	Convicted.	Acquitted.	Charge proved and order made with- out conviction.	Charge Withdrawn.	*Otherwise disposed of.	Still Pending in District Court.	Convicted.								Acquitted.	Charge proved and order made with- out conviction.	Charge Withdrawn.	*Otherwise disposed of.	Still Pending in District Court.	Informations refused.	Convicted.	Acquitted.	Found Insane and Incapable of Pleading.	Nolle Prosequi entered.	Otherwise disposed of.	Committed for Trial and still awaiting Trial.	Convicted.	Acquitted.
(1)	(2)	(3)	(4)	(5)	(6)	(7)	(8)	(9)	(10)	(11)	(12)	(13)	(14)	(15)	(16)	(17)	(18)	(19)	(20)	(21)	(22)	(23)	(24)	(25)	(26)	(27)	(28)	(29)	(30)	(31)	(32)	(33)	(34)		
6. Assault, Wounding, etc. (Misdemeanours) ...	1	—	—	—	—	—	—	—	1	—	—	—	—	—	—	4	2	2	4	—	—	—	—	—	—	—	—	—	—	—	—	—	—	—	
17. Indecent Assault on Females ...	1	—	—	—	—	—	—	—	1	—	—	—	—	—	—	1	—	—	1	—	—	—	—	—	—	—	—	—	—	—	—	—	—	—	
24. Sacrilege (including Larceny from Donation Boxes) ...	4	—	2	—	—	—	—	—	1	—	—	—	—	—	—	3	3	—	2	1	—	—	—	—	—	—	—	—	—	—	—	—	—	—	
25. Burglary ...	1	—	—	—	—	—	—	—	1	—	—	—	—	—	—	4	4	—	4	—	—	—	—	—	—	—	—	—	—	—	—	—	—	—	—
26. Housebreaking (Dwellinghouses) ...	3	—	1	—	—	—	—	—	2	—	—	—	—	—	—	3	3	—	3	—	—	—	—	—	—	—	—	—	—	—	—	—	—	—	—
27. Breaking into Shops, Warehouses, etc. ...	11	—	5	—	—	—	—	—	6	—	—	—	—	—	—	13	13	—	13	—	—	—	—	—	—	—	—	—	—	—	—	—	—	—	—
40. Larceny of Horses, Cattle and Sheep ...	1	—	—	—	—	—	—	—	1	—	—	—	—	—	—	1	1	—	1	—	—	—	—	—	—	—	—	—	—	—	—	—	—	—	—
42. Larceny in House to value of £5, etc. ...	3	—	—	—	—	—	—	—	2	—	1	—	—	—	—	3	3	—	3	—	—	—	—	—	—	—	—	—	—	—	—	—	—	—	—
46. Larceny of Pedal Cycles ...	10	—	—	—	—	—	—	—	2	—	—	—	—	—	—	3	3	—	3	—	—	—	—	—	—	—	—	—	—	—	—	—	—	—	—
47. Larceny from Unattended Vehicles ...	1	—	—	—	—	—	—	—	10	—	—	—	—	—	—	8	8	—	8	—	—	—	—	—	—	—	—	—	—	—	—	—	—	—	—
48. Larceny from Shops and Stalls ...	3	—	—	—	—	—	—	—	1	—	2	—	—	—	—	4	3	1	4	—	—	—	—	—	—	—	—	—	—	—	—	—	—	—	—
49. Other Larcenies (exceeding £5 in value) ...	10	3	2	—	—	—	—	—	2	3	—	—	—	—	—	5	4	1	5	—	—	—	—	—	—	—	—	—	—	—	—	—	—	—	—
50. Other Larcenies (not exceeding £5 in value) ...	11	—	3	—	—	—	—	—	3	—	5	—	—	—	—	13	12	1	10	3	—	—	—	—	—	—	—	—	—	—	—	—	—	—	—
52. Obtaining Goods, etc., by False Pretences ...	3	—	—	—	—	—	—	—	2	1	—	—	—	—	—	4	4	—	2	2	—	—	—	—	—	—	—	—	—	—	—	—	—	—	—
54. Other Frauds ...	1	—	1	—	—	—	—	—	—	—	—	—	—	—	—	1	1	—	1	—	—	—	—	—	—	—	—	—	—	—	—	—	—	—	—
56. Forgery and Uttering ...	1	—	—	—	—	—	—	—	1	—	—	—	—	—	—	1	1	—	1	—	—	—	—	—	—	—	—	—	—	—	—	—	—	—	—
<b>TOTAL</b> ...	<b>65</b>	<b>3</b>	<b>14</b>	—	—	—	—	—	<b>34</b>	<b>4</b>	<b>9</b>	—	—	<b>1</b>	—	<b>69</b>	<b>64</b>	<b>5</b>	<b>63</b>	<b>6</b>	—	—	—	—	—	—	—	—	—	—	—	—	—	—	—

\* Particulars of Cases included in Columns 8 and 13 of Appendix G (1). and in Columns 8 and 14 of Appendix G (2) "Otherwise disposed of."

NATURE OF OFFENCES.	NUMBER OF CASES.	HOW DISPOSED OF.
6. Assault, Wounding, etc. (Misdemeanours) ...	1	Adjourned "Sine die."
27. Breaking into Shops, Warehouses, etc. ...	3	1 Adjourned "Sine die." 2 Committed to Mental Hospital.
51. Embezzlement ...	1	Absconded.
55. Receiving Stolen Goods ...	1	Adjourned "Sine die."
<b>TOTAL</b> ...	<b>6</b>	







Houses of the Oireachtas



